



Q3 2023

CORO ENERGY PLC A SOUTH EAST ASIAN LOW CARBON ENERGY BUSINESS

UPDATED 12/09/23

PRIVATE & CONFIDENTIAL



DISCLAIMER

The information contained in this document (“Presentation”) has been prepared by Coro Energy plc (the “Company”). While the information contained herein has been prepared in good faith, neither the Company nor any of its shareholders, directors, officers, agents, employees or advisers give, have given or have authority to give, any representations or warranties (express or implied) as to, or in relation to, the accuracy, reliability or completeness of the information in this Presentation, or any revision thereof, or of any other written or oral information made or to be made available to any interested party or its advisers (all such information being referred to as “Information”) and liability therefore is expressly disclaimed. Accordingly, neither the Company nor any of its shareholders, directors, officers, agents, employees or advisers take any responsibility for, or will accept any liability whether direct or indirect, express or implied, contractual, tortious, statutory or otherwise, in respect of, the accuracy or completeness of the Information or for any of the opinions contained herein or for any errors, omissions or misstatements or for any loss, howsoever arising, from the use of this Presentation.

This Presentation may contain forward-looking statements that involve substantial risks and uncertainties, and actual results and developments may differ materially from those expressed or implied by these statements. These forward-looking statements are statements regarding the Company’s intentions, beliefs or current expectations concerning, among other things, the Company’s results of operations, financial condition, prospects, growth, strategies and the industry in which the Company operates. By their nature, forward-looking statements involve risks and uncertainties because they relate to events and depend on circumstances that may or may not occur in the future. These forward-looking statements speak only as of the date of this Presentation and the Company does not undertake any obligation to publicly release any revisions to these forward-looking statements to reflect events or circumstances after the date of this Presentation.

Neither the issue of this Presentation nor any part of its contents is to be taken as any form of commitment on the part of the Company to proceed with any transaction and the right is reserved to terminate any discussions or negotiations with any prospective investors. In no circumstances will the Company be responsible for any costs, losses or expenses incurred in connection with any appraisal or investigation of the Company. In furnishing this Presentation, the Company does not undertake or agree to any obligation to provide the recipient with access to any additional information or to update this Presentation or to correct any inaccuracies in, or omissions from, this Presentation which may become apparent.

This Presentation should not be considered as the giving of investment advice by the Company or any of its shareholders, directors, officers, agents, employees or advisers. In particular, this Presentation does not constitute an offer or invitation to subscribe for or purchase any securities and neither this Presentation nor anything contained herein shall form the basis of any contract or commitment whatsoever. Each party to whom this Presentation is made available must make its own independent assessment of the Company after making such investigations and taking such advice as may be deemed necessary. In particular, any estimates or projections or opinions contained herein necessarily involve significant elements of subjective judgment, analysis and assumptions and each recipient should satisfy itself in relation to such matters. The distribution of this document in or to persons subject to other jurisdictions may be restricted by law and persons into whose possession this document comes should inform themselves about, and observe, any such restrictions. Any failure to comply with these restrictions may constitute a violation of the laws of the relevant jurisdiction.



EXECUTIVE SUMMARY

"Blending SE Asian high quality gas assets with growing renewables"

ASSETS

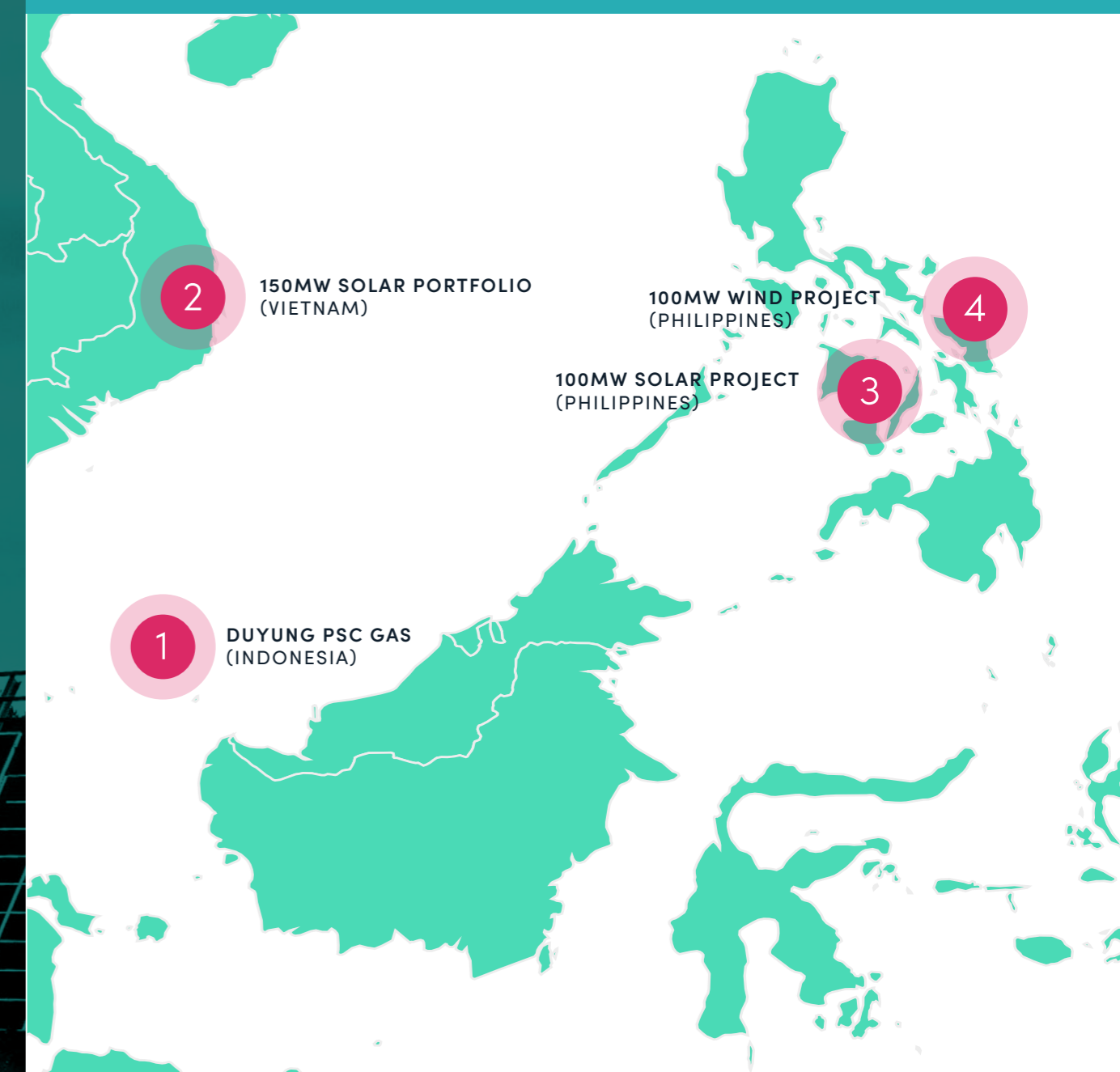
- 15% Interest in Duyung PSC containing Mako Gas field in Indonesia; 437 Bcf discovered gas resource (gross) with recently signed GSA heads
- Revenue producing 5.4MW Vietnamese rooftop Solar portfolio
- 100MW onshore Solar and 100MW onshore wind projects in Philippines (development stage) with recent permitting progress

STRATEGY

- Support operator of Duyung to reach FID and farm out and / or monetise earlier given current strong global gas backdrop
- Increasing deployment of capital into Asian renewables projects
- Continue to evaluate new projects in the region across oil, gas and clean energy
- Maintaining alignment with investors in the Eurobond, maturing in April 2024.

Coro Energy plc's equity essentially a leveraged play on commodity prices (Duyung NPV10 US\$87M – net to Coro at USD80/bbl)

SOUTH EAST ASIA PORTFOLIO





THE TEAM



James Parsons
Executive Chairman

Experienced AIM Chairman with over 25 years' experience in the fields of strategy, management, finance and corporate development

Qualified accountant and has a BA Honours in Business Economics



Leonardo Salvadori
Managing Director
(Oil & Gas)


Leonardo has over 30 years of international exploration, business development and general management experience.

He has worked in Libya and Norway as an explorationist and in Italy with exploration and new venture roles, focussing on international asset evaluations, portfolio development and corporate acquisitions.



Michael Carrington
Managing Director
(Renewables)

30 years' experience of energy efficiency and clean tech generation in the built environment, including strategic management, acquisition integration, research development, commercialisation, origination, due diligence and project pre-development across Europe, UK and ASEAN countries.



Ewen Ainsworth
Chief Financial Officer

Non-Executive Director of Corcel Plc and CEO of Discovery Energy Limited, an advisory, consultancy and investment company with over 30 years experience in a variety of board level roles.

Qualified accountant



Stephen Birrell
Independent
Non-Executive Director

Non-Executive Director of Ascent Plc, director of Ossian Energy Limited and president of ROPEPCA, the upstream oil and gas operator association of Romania. Spanish speaking geoscientist with over 35 years experience in the upstream oil and gas industry.


BSc Honours in Applied Geology



Marco Fumagalli
Independent
Non-Executive Director

Non-Executive Director & Managing Partner with over 25 years' experience in private equity, infrastructure, energy and biosciences, among others

Qualified accountant with a degree in Business Administration



Naheed Memon
Independent
Non-Executive Director

Dual UK and Pakistani national who has worked extensively across the private and public sector in both Pakistan and internationally.

She routinely rotates between Islamabad, Dubai and London and is Chief Executive of AIM quoted Oracle Power plc.



Tom Richardson
Independent
Non-Executive Director

Currently Chairman of Fenikso Limited and an independent director of Canadian Overseas Petroleum Limited. Previously an Executive Director of Nostrum Oil & Gas Plc a UK FTSE 250 premium listed company and has worked for ING, JP Morgan and NM Rothschild covering investment banking, capital markets and credit.



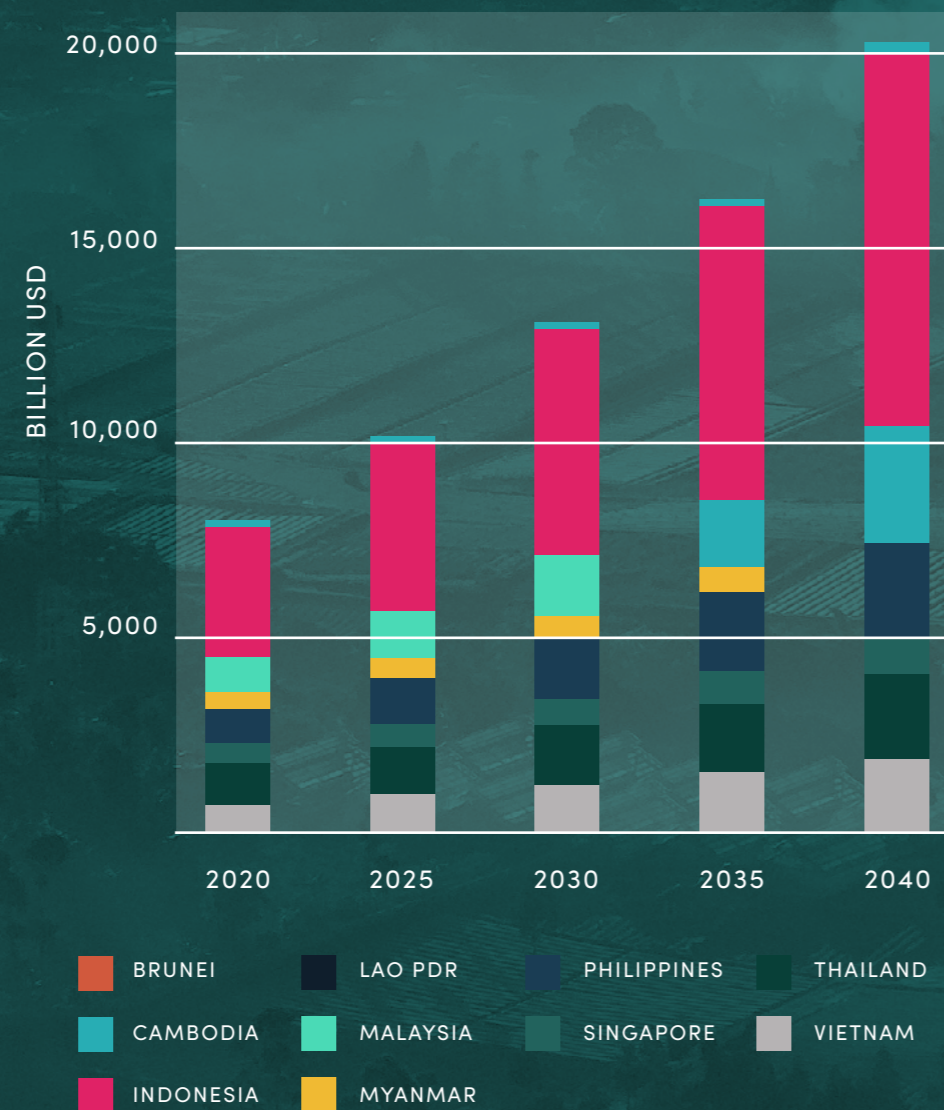
WHY SOUTH EAST ASIA?

— Rapid GDP growth will increase energy demand

— Significant new annual investment in renewables is forecast to 2040 to meet growing demand

— Governments noted to be shelving coal projects in favour of clean energy substitutes

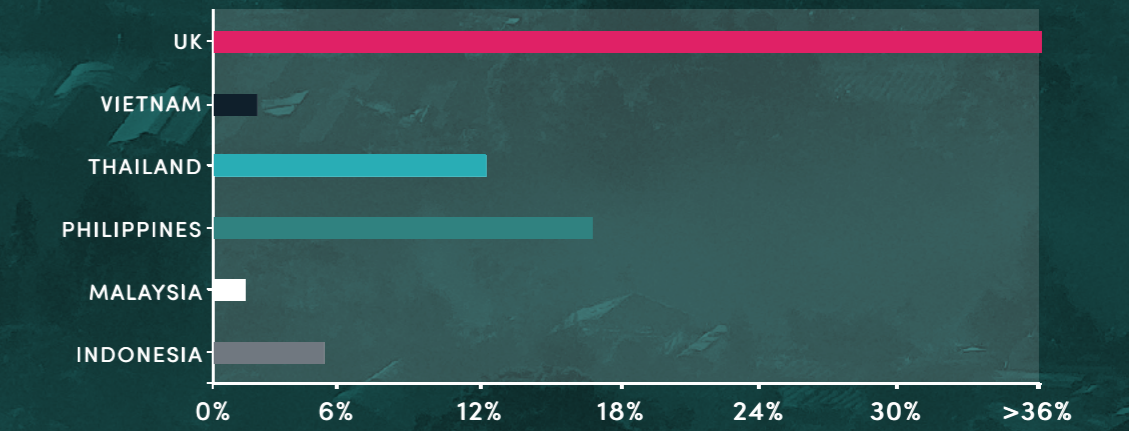
▼ PROJECTED ASEAN GDP GROWTH, 2020-2040



▼ ELECTRICITY DEMAND

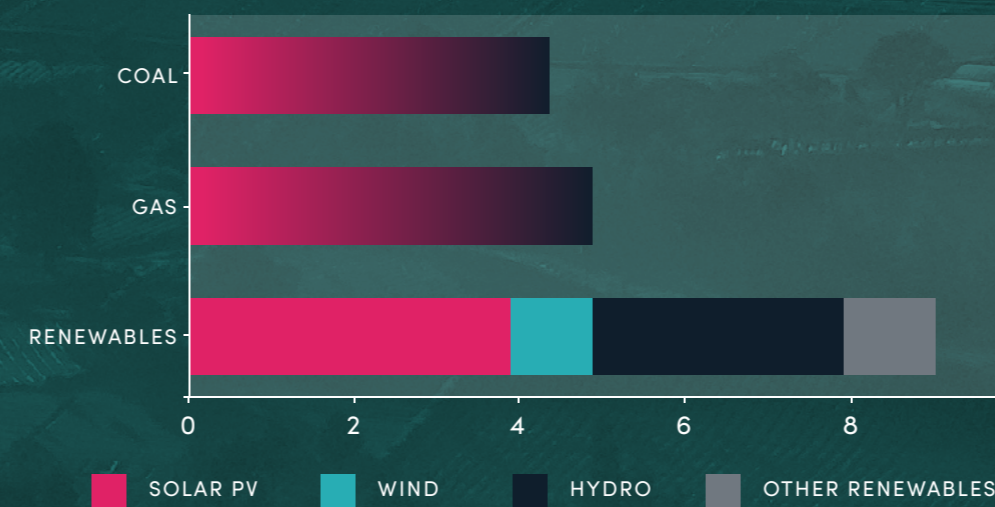


▼ RENEWABLES AS A SHARE OF PRIMARY ENERGY SUPPLIED - 2021

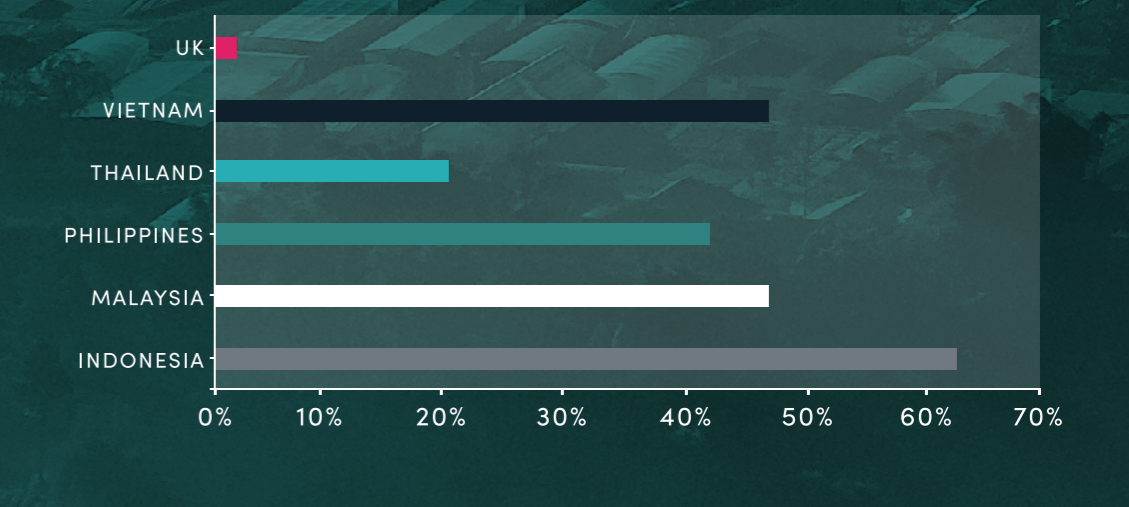


WHY SOUTH EAST ASIA?

▼ FORECAST NEW INSTALLED CAPACITY ANNUALLY TO 2040 - GIGAWATTS



▼ COAL AS A SHARE OF PRIMARY ENERGY SUPPLIED - 2021



SOURCE: 6TH ASEAN ENERGY OUTLOOK 2020

SOURCE: IEA 2019

SOURCE:BP STATISTICAL REVIEW OF WORLD ENERGY 2021



DUYUNG PSC

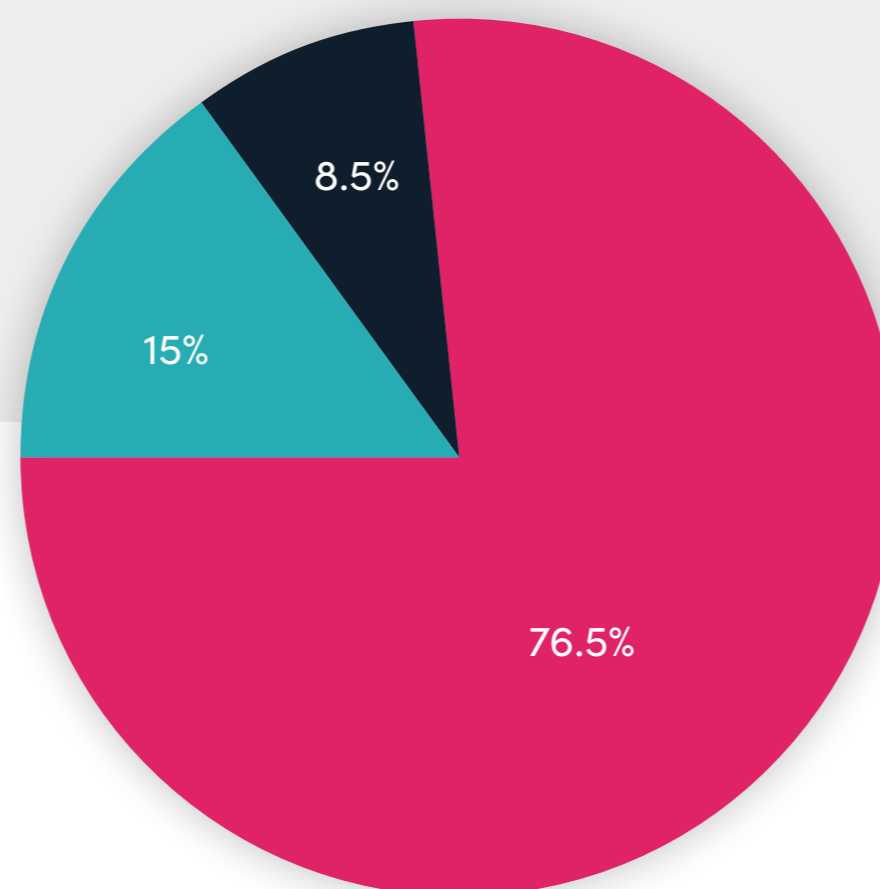
NON-OPERATED

ASSET OVERVIEW

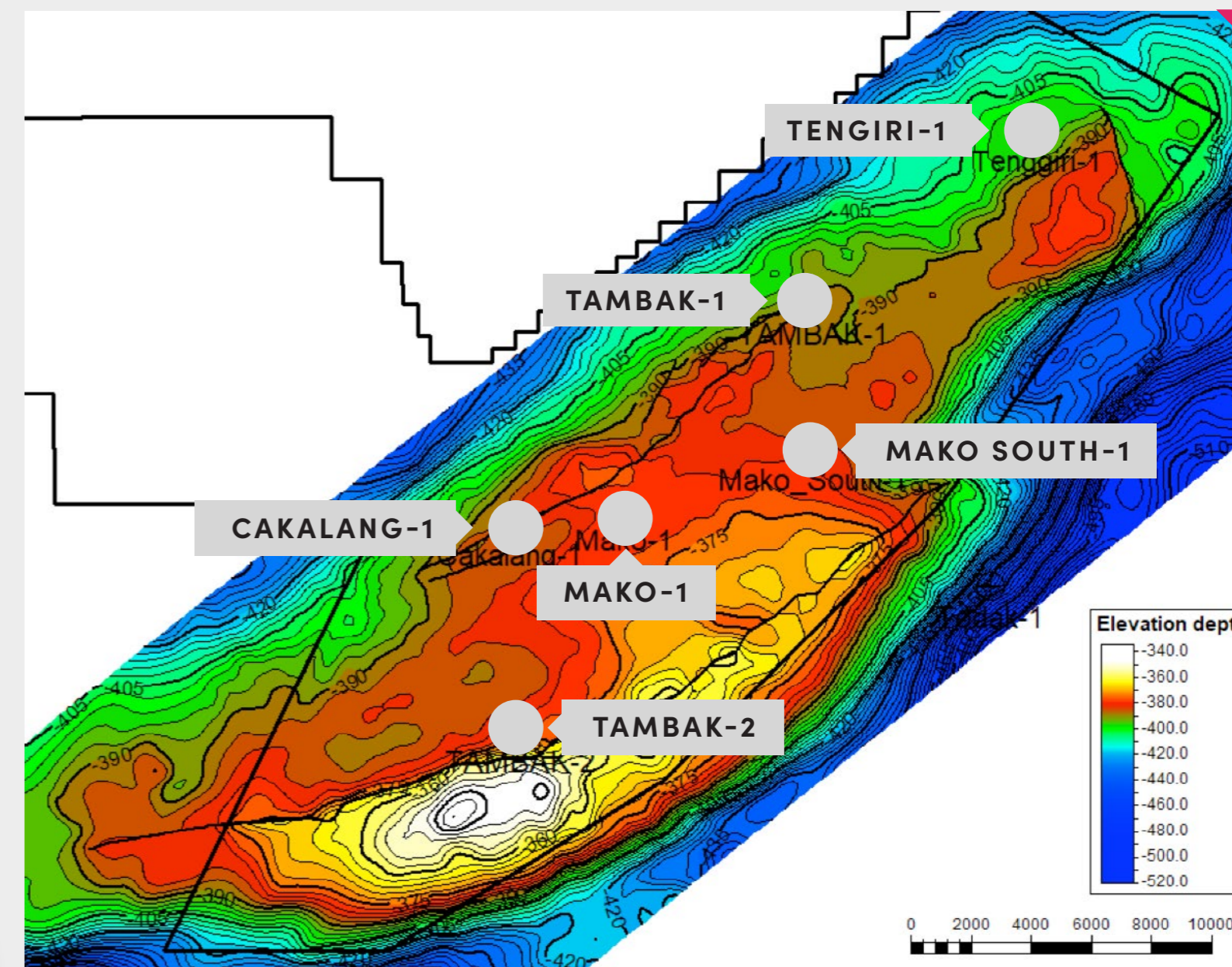
- Located in the West Natuna basin
- Shallow, Intra-Muda sandstone reservoir
- Six wells have penetrated the field to date
- Two wells successfully flow tested at rates of approx. 9MMscf/d to 11.4MMscf/d
- Demonstrated large, single tank reservoir
- Dry gas, no H2S, low CO2, ~ 97% methane
- Recently signed long-term Gas Sales Agreement Heads with major buyer

ASSET OWNERSHIP

- Conrad Asia Energy Ltd
- Empyrean Energy plc
- Coro Energy plc



¹ NUMBERS ARE FULL FIELD. RECENT CPR ESTIMATES THAT 88% OF THE MAKO FIELD IS WITHIN THE PSC BOUNDARY



RESOURCE OVERVIEW

Mako resources ¹ (gross, full field)	Low	Best	High
Pre-Drill estimates	184	276	392
Gaffney Cline & Associates – Aug 2022	249	437	779



DUYUNG PSC : FORWARD PLAN

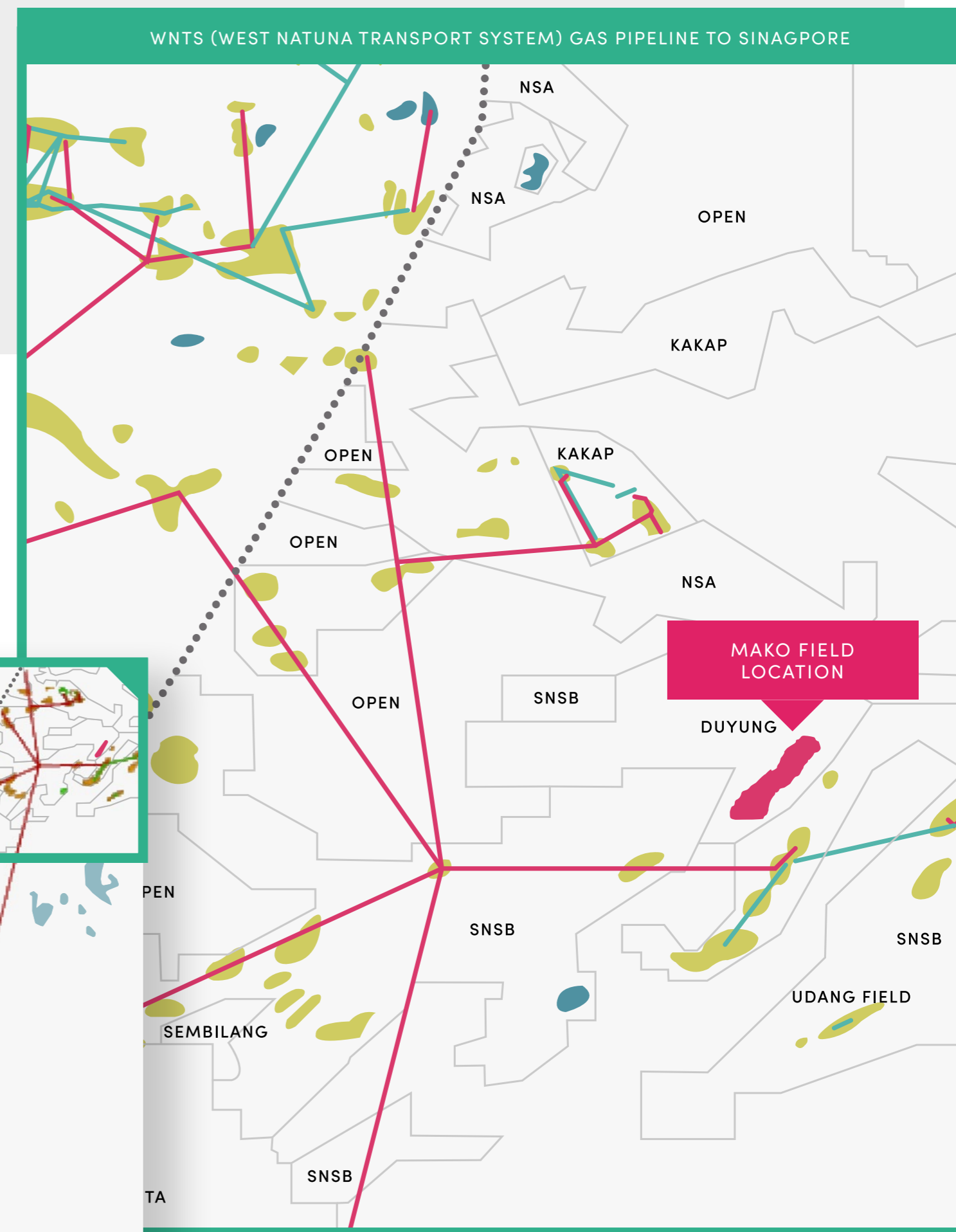
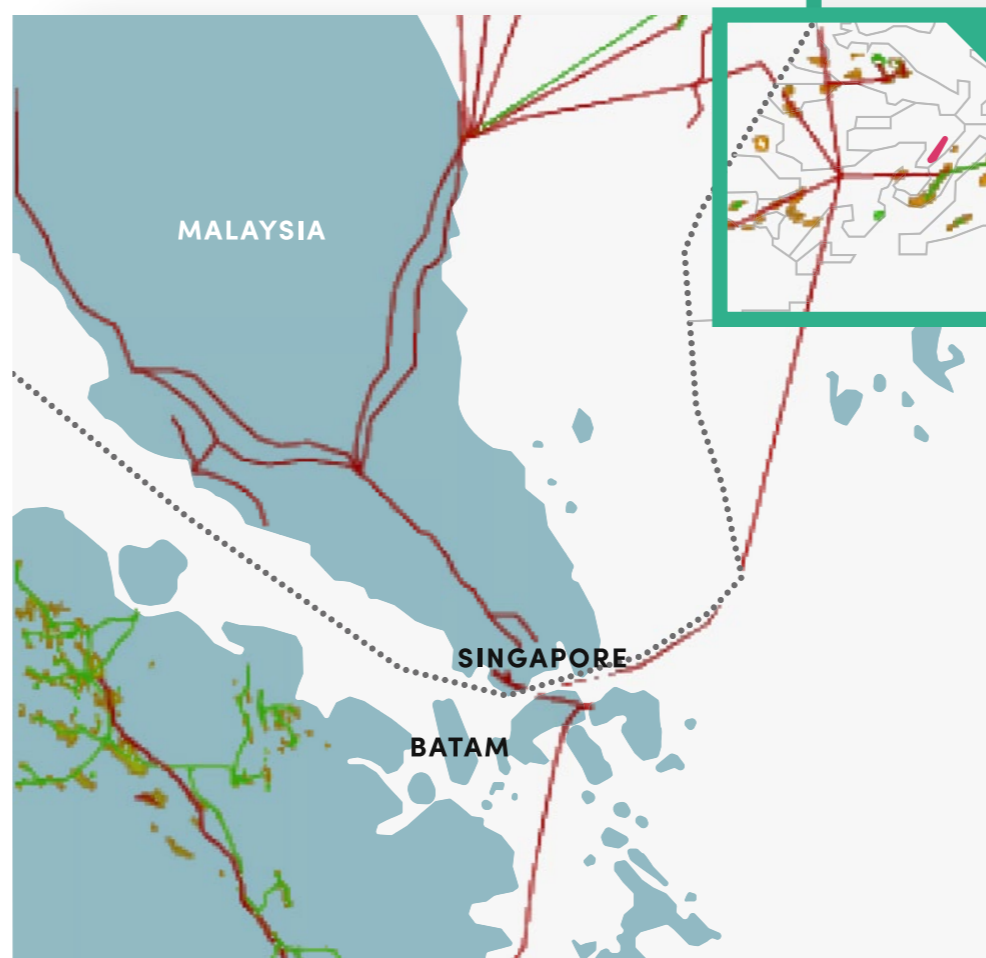
Close to existing infrastructure, with gas evacuation through third party operated West Natuna Transportation System (WNTS), which delivers gas directly to Singapore

Approved Plan of Development:

- NPV10 net to Coro US\$87M at a US\$ 9.97/Mscf (US\$80 Brent)
- Coro's Capex requirement to first gas is US\$38M net
- Plateau Production of 120MM SCF/d for 6 years (best-case)

Operator farm out process concluding imminently

MAKO FIELD LOCATION IN COMPARISON TO SINGAPORE AND WNTS GAS PIPELINE SYSTEM



RELEASING
VALUE FROM
DUYUNG PSC



VIETNAM ROOFTOP SOLAR PORTFOLIO

(85% NET TO CORO)

- 3MW pilot project revenue producing
- Recently acquired further 2.4MW portfolio with completion expected shortly
- Indicative funding proposal received from Capton Energy to buy into Coro's current portfolio and provide investment into the pipeline of 50MW rooftop solar projects
- Various Power Purchase Agreements under negotiation for new build projects

AREA OF PROJECTS



Overview	3MW Pilot Project	2.4MW Acquisition
Offtaker	Phong Phu Corporation (Vietnamese textile manufacturer)	Electricity Vietnam (EVN)
PPA	25 years minimum Take or Pay contract 7.3 US cents (equivalent) per kWh	18 years remaining EVN 100% export contract 8.38 US cents (equivalent) per kWh
Capital deployed	US\$1.9m	US\$1.3 million
Target IRR	17% (approx.)	15.5% (approx.)
Payback	6 years	—
Revenue	c. US\$320,000 pa.	c. US\$288,000 pa.



PHILIPPINES SOLAR AND WIND PROJECTS

(88% NET TO CORO)

▶ 100MW utility scale onshore Solar

- 2 x Pre development projects approximately 6 months from RTB status
- Currently prioritising land access, PPA, Energy service contracts
- Targeting IRR between mid-teen to mid twenties
- Potential to sell projects at RTB (current market is c. US\$200k per MW)

▶ 100MW utility scale onshore wind

- Pre development project approximately 12 months from RTB status
- Wind energy contract awarded
- Annual production forecast above 400,000 MWh with average wind speeds of >6m/s and capacity factor in the range of 40-50%
- Targeting IRR between mid-teen to mid-twenties
- Met mast procured and expected to be operational by January 2024

▶ Further 1 GW+ of projects available



Technical summary	
Global horizontal irradiation	1,885.1 kWh/m ²
Direct normal irradiation	1,504.5 kWh/m ²
25-year PV power potential:	
Specific photovoltaic power output	1,404 kWh/kWp
Total photovoltaic power output	3,508,981 MWh
Performance ratio	74.6%



Technical summary	
Prevailing Wind	ENE
Average wind speeds	6.28 m/s
Capacity Factor (P50)	47%
Technology	3MW Horizontal axis Wind Turbine Generator



INVESTMENT SUMMARY:

Supporting the regional transition to a low carbon economy

- South East Asian energy markets present a compelling investment case for gas and renewables due to increasing energy demand and reliance on coal and oil
- Key focus is development of prolific Duyung asset (farm out/sale expected shortly)
- Increasing deployment of capital into Asian renewables projects to provide sustainable cash flows.

	2023			
	Q3		Q4	
CLEAN ENERGY	PHILIPPINES PERMITTING AND LAND ACQUISITION FOR 100MW ONSHORE WIND AND 100MW SOLAR			IDENTIFY FURTHER PHILIPPINES OPPORTUNITIES
	COMPLETION OF RECENT 2.4MW ACQUISITION	WIND DATA CAMPAIGN COMMENCED	IDENTIFY FURTHER VIETNAM OPPORTUNITIES	
GAS	GSA DOCUMENTATION AND APPROVALS		GSA SIGNED	FARM OUT BID
ONGOING	MATURATION OF OPERATED RENEWABLES PROJECT PIPELINE			
	EVALUATION OF SOUTH EAST ASIAN GAS OPPORTUNITIES			



ITALIAN GAS PORTFOLIO

SPA SIGNED TO SELL FOR UPTO €7.36M

ASSET OVERVIEW

- Strong Milan based operational team with extensive track record of managing the portfolio
- Production from three discoveries, currently around 24k scm/d of gas.
- Six production concessions containing 209 MMscm of 2P gas reserves (at 31 December 2021).

ASSET DIVESTMENT

- SPA signed to divest for up to €7.36M, with cash flows until completion accruing to Coro.
- €2.5M already received, €1.36M due at completion plus a working capital adjustment and €1.8M inter company loan to be assigned to buyer.
- €1.5M contingent on future profits.
- Any Bezzecca legal claim proceeds, accrues to Coro in addition to the consideration.

CASINA CASTELLO
(BEZZECA)

CASA TONETTO

SILLARO

S. ALBERTO

S. LORENZO

RAPAGNANO

ITALIAN
PORTFOLIO





**coro
energy** PLC

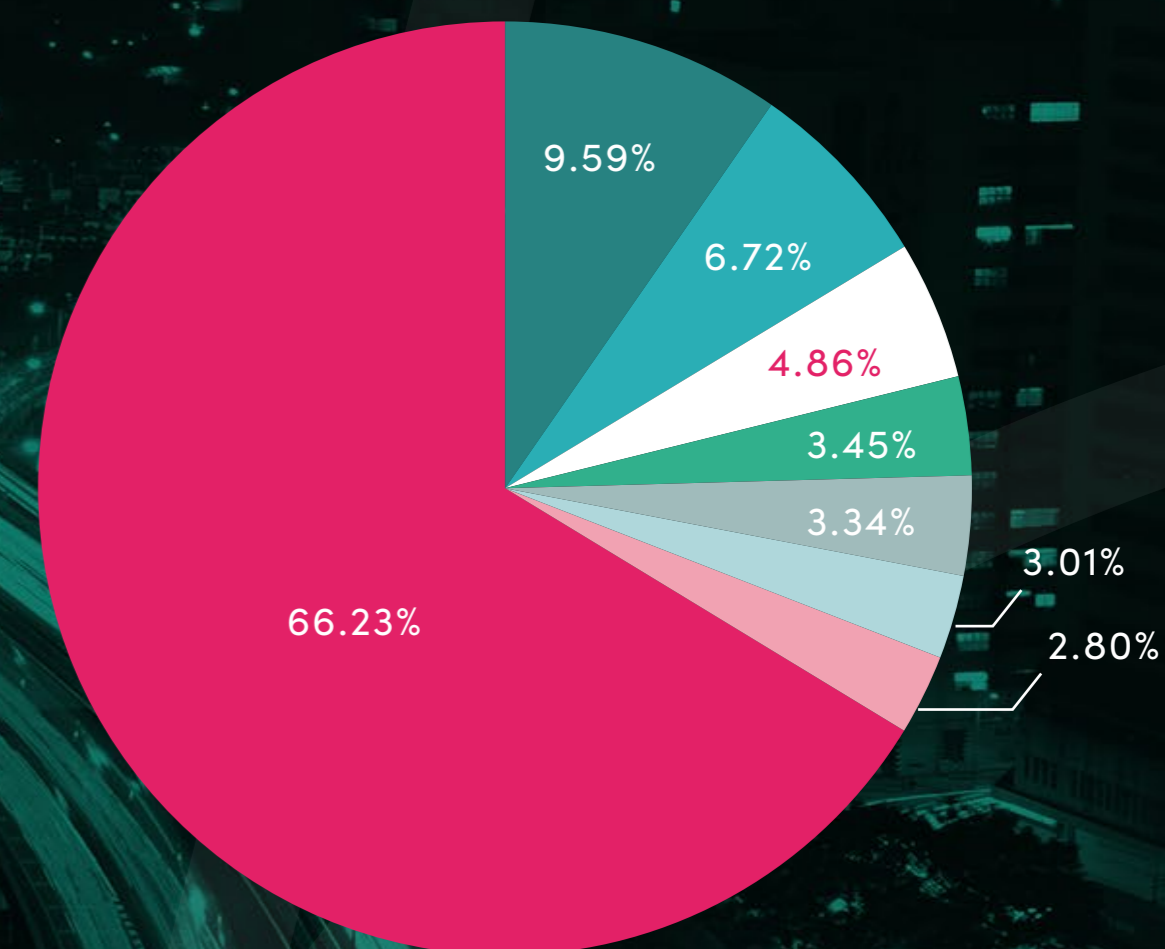
info@coroenergypc.com

Corotr1@coroenergypc.com

James Parsons – Chairman

Ewen Ainsworth – CFO

SHAREHOLDERS



- CIP MERCHANT CAPITAL MANAGER
- NOVUM SECURITIES
- SPREDEX LTD
- INTERACTIVE INVESTOR (MANCHESTER)
- MIKE STATEN
- HARGREAVES LANSDOWN ASSET MGT
- MANAGEMENT
- OTHERS