



FEBRUARY 2022

CORO ENERGY PLC INVESTOR UPDATE Q1 2022



DISCLAIMER

The information contained in this document (“Presentation”) has been prepared by Coro Energy plc (the “Company”). While the information contained herein has been prepared in good faith, neither the Company nor any of its shareholders, directors, officers, agents, employees or advisers give, have given or have authority to give, any representations or warranties (express or implied) as to, or in relation to, the accuracy, reliability or completeness of the information in this Presentation, or any revision thereof, or of any other written or oral information made or to be made available to any interested party or its advisers (all such information being referred to as “Information”) and liability therefore is expressly disclaimed. Accordingly, neither the Company nor any of its shareholders, directors, officers, agents, employees or advisers take any responsibility for, or will accept any liability whether direct or indirect, express or implied, contractual, tortious, statutory or otherwise, in respect of, the accuracy or completeness of the Information or for any of the opinions contained herein or for any errors, omissions or misstatements or for any loss, howsoever arising, from the use of this Presentation.

This Presentation may contain forward-looking statements that involve substantial risks and uncertainties, and actual results and developments may differ materially from those expressed or implied by these statements. These forward-looking statements are statements regarding the Company’s intentions, beliefs or current expectations concerning, among other things, the Company’s results of operations, financial condition, prospects, growth, strategies and the industry in which the Company operates. By their nature, forward-looking statements involve risks and uncertainties because they relate to events and depend on circumstances that may or may not occur in the future. These forward-looking statements speak only as of the date of this Presentation and the Company does not undertake any obligation to publicly release any revisions to these forward-looking statements to reflect events or circumstances after the date of this Presentation.

Neither the issue of this Presentation nor any part of its contents is to be taken as any form of commitment on the part of the Company to proceed with any transaction and the right is reserved to terminate any discussions or negotiations with any prospective investors. In no circumstances will the Company be responsible for any costs, losses or expenses incurred in connection with any appraisal or investigation of the Company. In furnishing this Presentation, the Company does not undertake or agree to any obligation to provide the recipient with access to any additional information or to update this Presentation or to correct any inaccuracies in, or omissions from, this Presentation which may become apparent.

This Presentation should not be considered as the giving of investment advice by the Company or any of its shareholders, directors, officers, agents, employees or advisers. In particular, this Presentation does not constitute an offer or invitation to subscribe for or purchase any securities and neither this Presentation nor anything contained herein shall form the basis of any contract or commitment whatsoever. Each party to whom this Presentation is made available must make its own independent assessment of the Company after making such investigations and taking such advice as may be deemed necessary. In particular, any estimates or projections or opinions contained herein necessarily involve significant elements of subjective judgment, analysis and assumptions and each recipient should satisfy itself in relation to such matters. The distribution of this document in or to persons subject to other jurisdictions may be restricted by law and persons into whose possession this document comes should inform themselves about, and observe, any such restrictions. Any failure to comply with these restrictions may constitute a violation of the laws of the relevant jurisdiction.



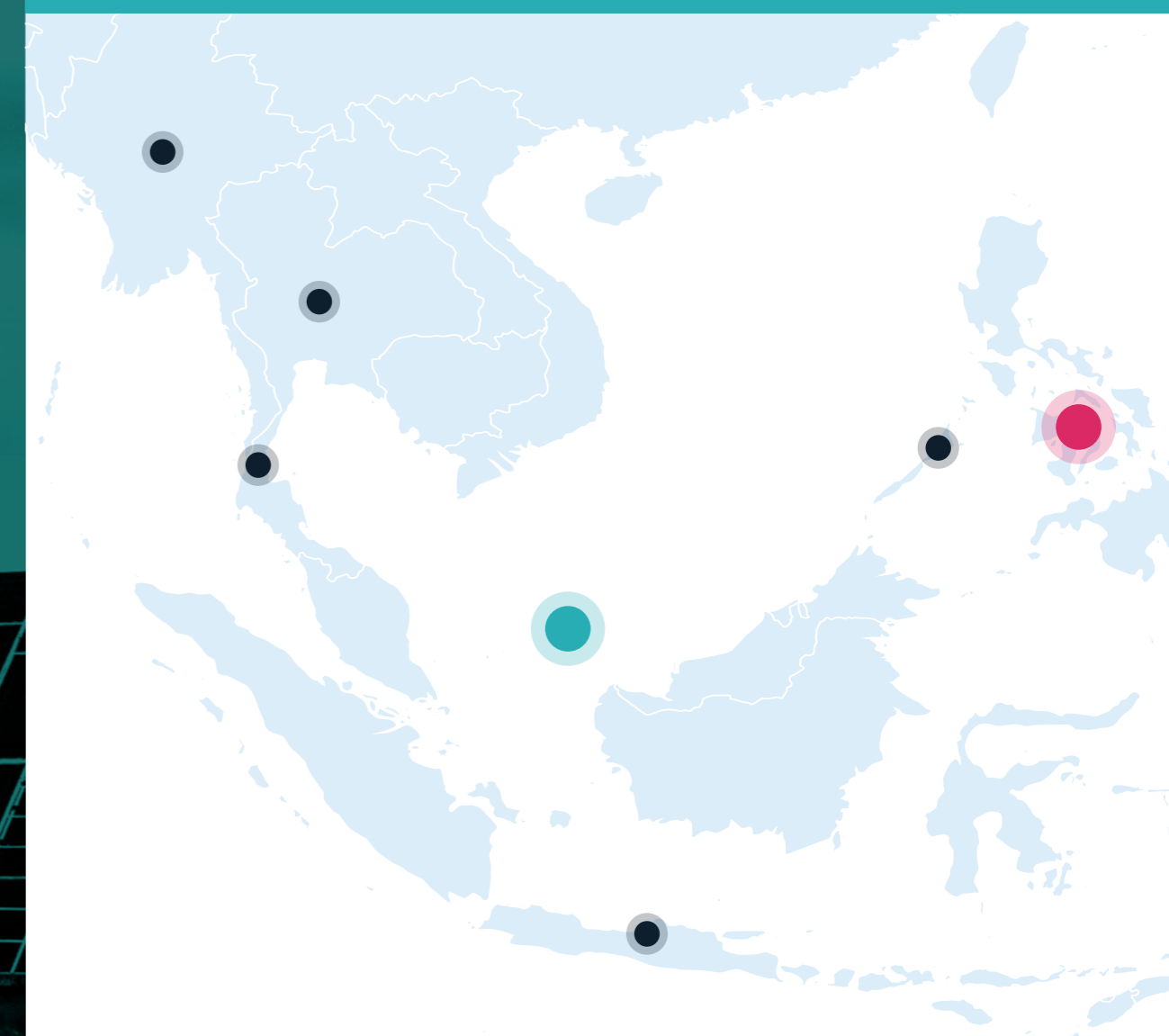
A SOUTH EAST ASIAN ENERGY COMPANY

“Supporting the regional transition to a low carbon economy”

- Blended renewables and gas portfolio underpinned by regional energy demand growth
 - Electricity demand forecast to increase 152% to 2050¹
- Duyung PSC: a strong development stage gas asset is the platform for growth
 - 15% interest with gross discovered 2C resource of 495 Bcf
 - Several key commercial milestones set to be delivered through 2022
- Access Via existing pipeline and network of in-country partnerships
 - Recently acquired portfolio of South East Asian renewable energy projects
 - November 2020 investment in Ion Ventures made - implied investment valuation increased by 300%
 - Continued growth and experience with the addition of renewable energy project professionals
- Unique offering in London listed market
 - AIM quoted with strategic focus on SE Asian economies with mature fiscal regimes
 - Coro's assets align with government policy and net zero targets

¹ SOURCE: BLOOMBERG NEW ENERGY FINANCE

REGIONAL PORTFOLIO



● CORO OPERATED PRIORITY PROJECTS 100 MW SOLAR & 100 MW WIND

● DUYUNG PSC (NON-OPERATED)

● SELECTED ION VENTURES PROJECTS



THE TEAM



Mark Hood
CEO

Over 20 years' experience in utility scale energy projects at all stages of development and asset transition, and rejuvenating off track organisations and projects

Qualified Project Manager with PMP and a MSc in Project management



Michael Carrington
COO (Non-Board)

30 years' experience of energy efficiency and clean tech generation in the built environment, including strategic management, acquisition integration, research development, commercialisation, origination, due diligence and project pre-development across Europe, UK and ASEAN countries.



James Parsons
Non-Executive Chairman

Experienced AIM Chairman with over 20 years' in the fields of strategy, management, finance and corporate development

Qualified accountant and has a BA Honours in Business Economics



Fiona MacAulay
Independent
Non-Executive Director

Non-Executive Director & Chair in the resources & industrial sectors with over 35 years' experience including CEO at Echo Energy plc and COO at Rockhopper Exploration plc


Chartered Geologist, sits on Geological Society Investment Committee.



Andrew Dennan
Non-Executive Director

Over 10 years' experience in capital markets leading proprietary investment decisions, capital raising, risk oversight and portfolio management

Andrew is also a Non-Executive Director of Nu Oil & Gas plc and Chief Executive Officer of Ascent Resources plc.



Marco Fumagalli
Non-Executive Director

Non-Executive Director & Managing Partner with over 25 years' experience in private equity, infrastructure, energy and biosciences, among others

Qualified accountant with a degree in Business Administration



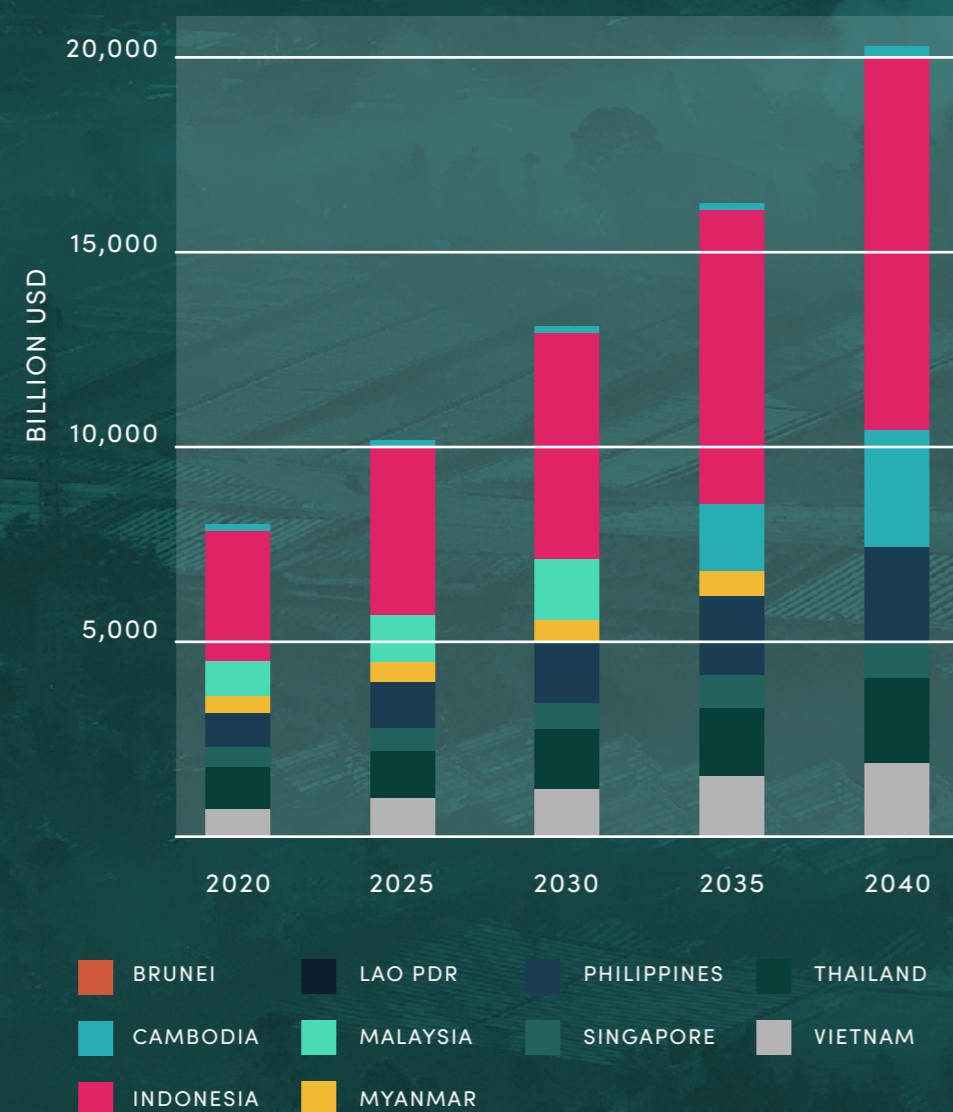
WHY SOUTH EAST ASIA?

— Rapid GDP growth will increase energy demand

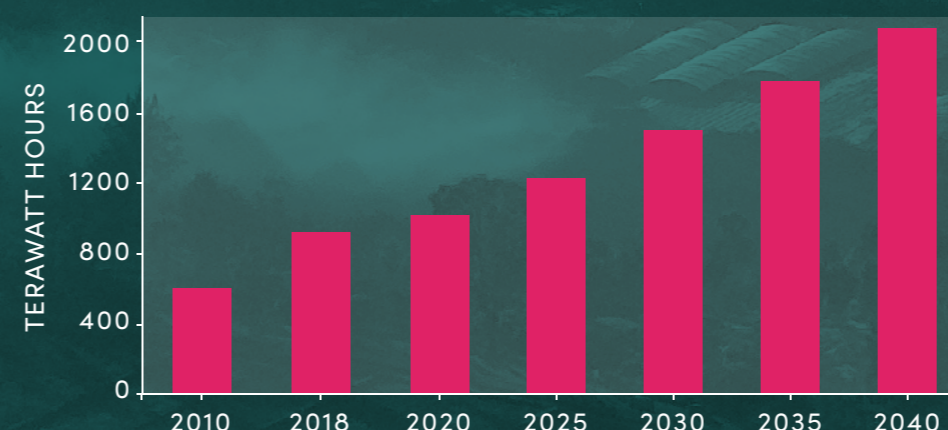
— Significant new annual investment in renewables is forecast to 2040 to meet growing demand

— Governments noted to be shelving coal projects in favour of clean energy substitutes


▼ PROJECTED ASEAN GDP GROWTH, 2020-2040




▼ ELECTRICITY DEMAND




▼ RENEWABLES AS A SHARE OF PRIMARY ENERGY SUPPLIED - 2019



▼ FORECAST NEW INSTALLED CAPACITY ANNUALLY TO 2040 - GIGAWATTS



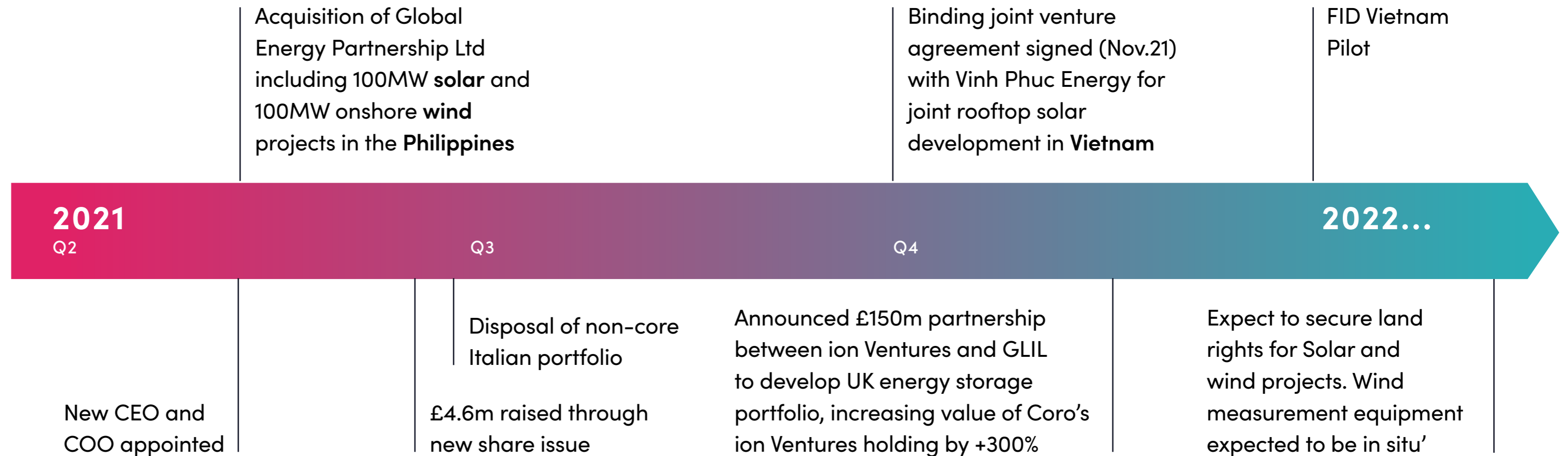
▼ COAL AS A SHARE OF PRIMARY ENERGY SUPPLIED - 2019



WHY SOUTH EAST ASIA?



DELIVERING THE STRATEGY SO FAR



CORO ENERGY PLC INVESTOR PRESENTATION Q1

SHORT TERM VALUE CREATION MILESTONES ACROSS THE PORTFOLIO

— **Philippines** – Planning and permitting for 100MW solar and 100MW wind projects

— **Vietnam** – Reach financial close on 5MW rooftop solar

— **Duyung** – Achieve approval of updated Plan of Development

DELIVERING THE STRATEGY SO FAR



REGIONAL PORTFOLIO

- Diversified portfolio of transitional fuel & clean energy development assets across South-East Asia
- Multiple locations mitigates country-specific regulatory risk and increases project specific development opportunities
- Access to further projects via network of in country partnerships and knowledge base
- Targeting the generation of long-term stable income streams





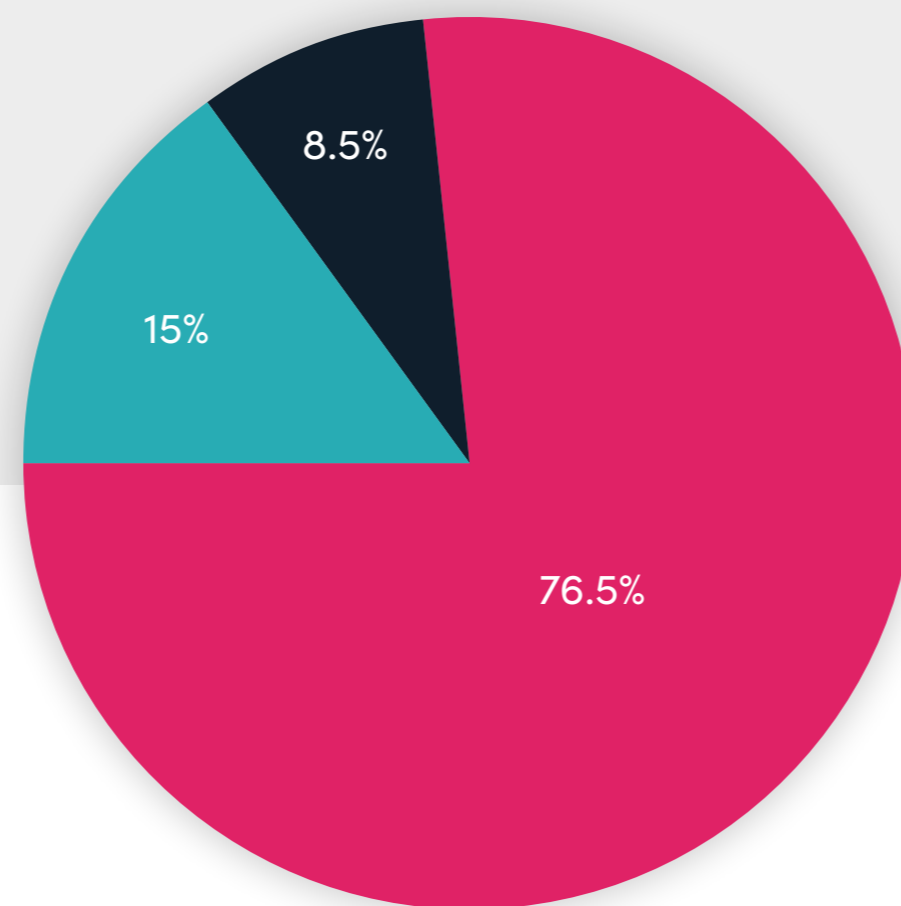
DUYUNG PSC: HIGH VALUE GAS ASSET

ASSET OVERVIEW

- Shallow Intra-Muda reservoir sandstone located in West Natuna basin
- Coro acquired 15% in 2019, two successful appraisal wells 2019; NAV doubled
- Dry gas, no H2S, minimal CO2, over 97% methane

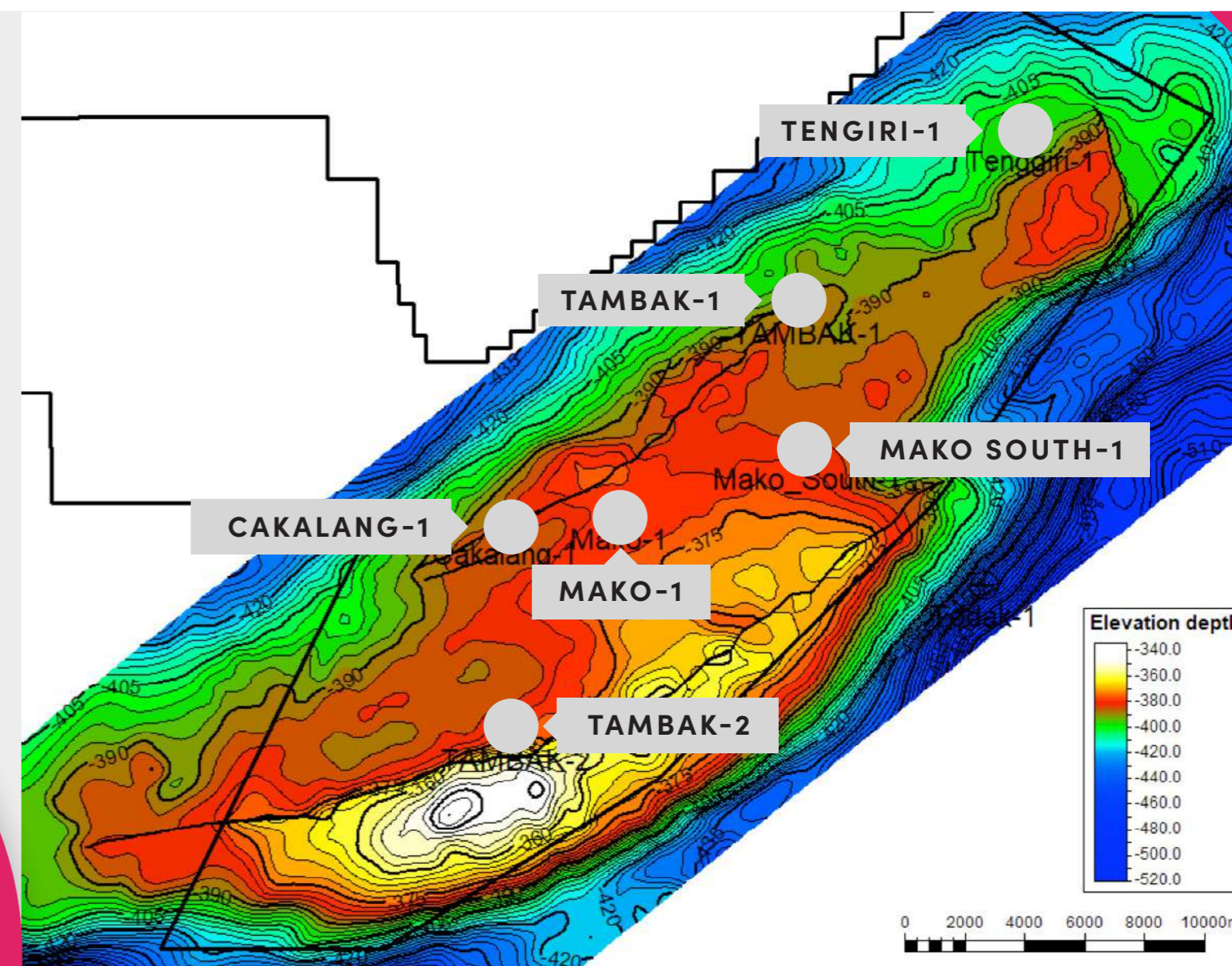
ASSET OWNERSHIP

- Conrad Petroleum
- Empyrean Energy plc
- Coro Energy plc



¹ SOURCE: RESOURCES EXPECTED TO BE UPGRADED TO RESERVES ONCE KEY COMMERCIAL MILESTONES ARE ACHIEVED INCLUDING EXECUTION OF GAS SALES AGREEMENT AND A FINAL INVESTMENT DECISION

² SOURCE: PRE-DRILL ESTIMATES WERE AUDITED BY GAFFNEY CLINE & ASSOCIATES AND PUBLISHED IN JANUARY 2019



RESOURCE OVERVIEW

Mako resources ¹ (gross, full field)	1C	2C	3C
Pre-Drill estimates ²	184	276	392
Gaffney Cline & Associates – May 2020	287	495	817

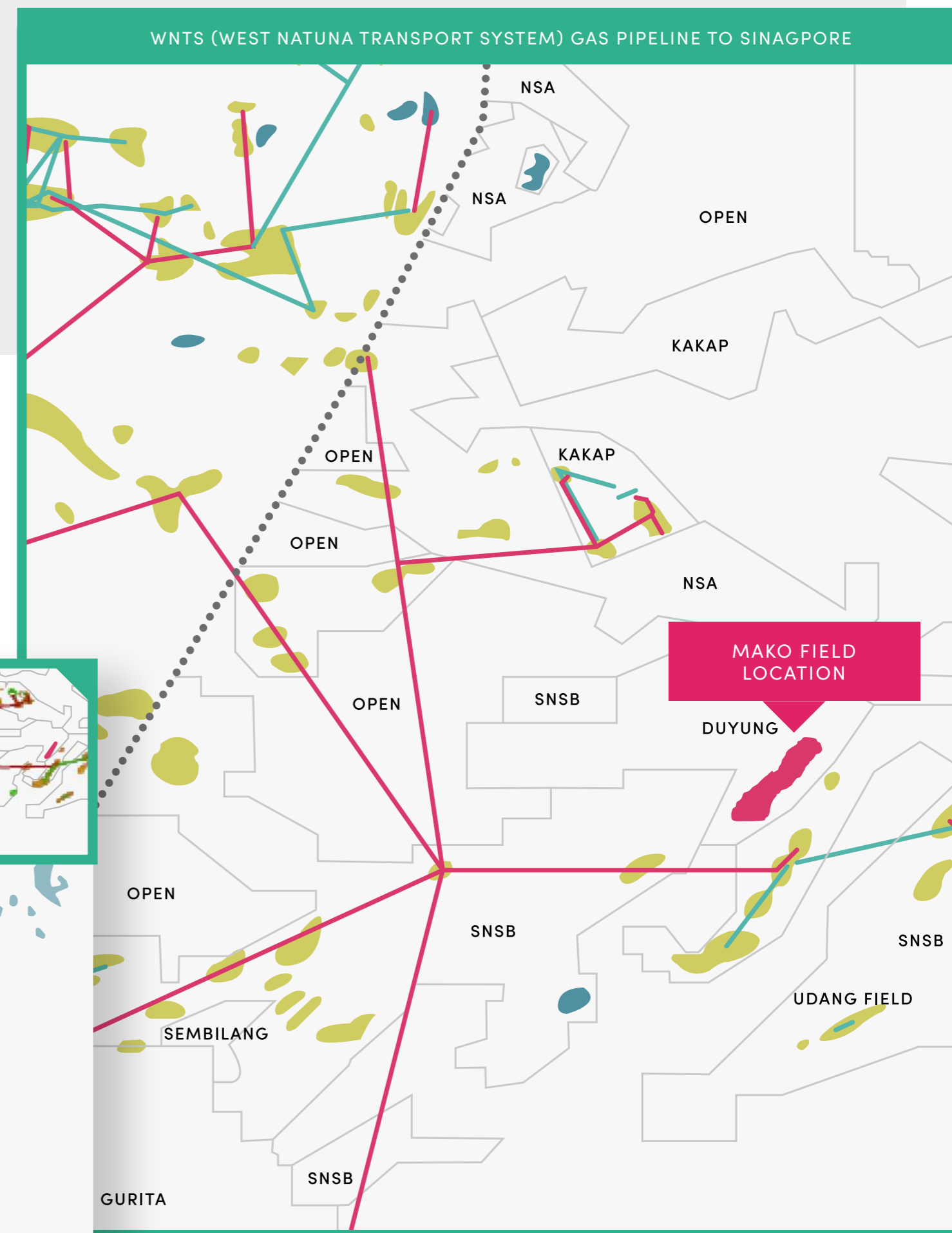
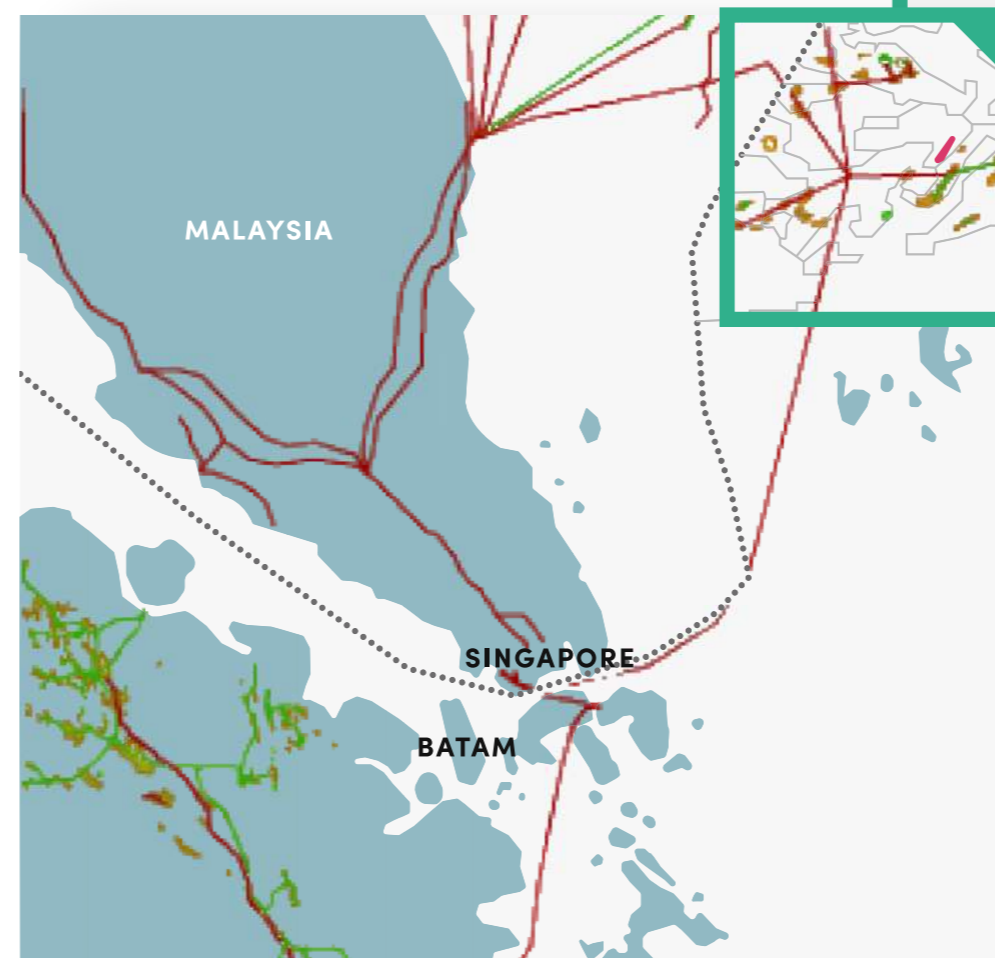


RELEASING VALUE FROM DUYUNG PSC

COMMERCIALISATION

- Close to existing infrastructure, including third party operated West Natuna Transportation System (WNTS), which delivers gas directly to Singapore
- WNTS has spare capacity
- A number of straightforward development concepts are under consideration
- Approval of updated Plan of Development and signature of GSA are significant remaining commercial milestones
- Potential opportunity to partially realise value in the short-term through farm-out
- Duyung partners targeting updated POD and GSA in 2022

MAKO FIELD LOCATION IN COMPARISON TO SINGAPORE AND WNTS GAS PIPELINE SYSTEM

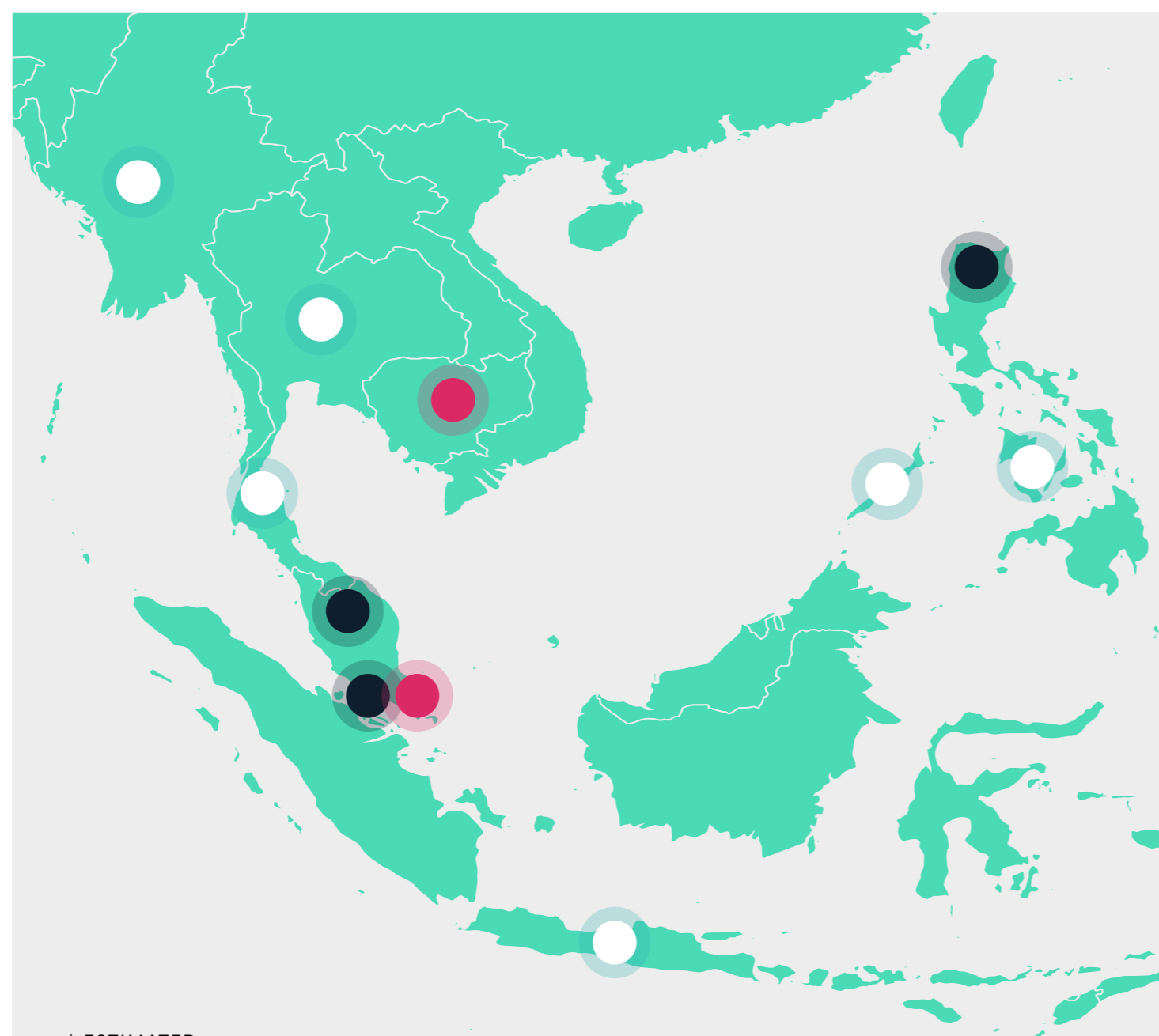


RELEASING VALUE FROM DUYUNG PSC



ION VENTURES – PROOF OF CONCEPT

- +300%* increase in book value before including residual value in ion Ventures
- Focus now turns to ion's South-East Asian pipeline – Coro's ownership remains 20.3% and we retain a right of first refusal to invest in South-East Asian projects



* ESTIMATED

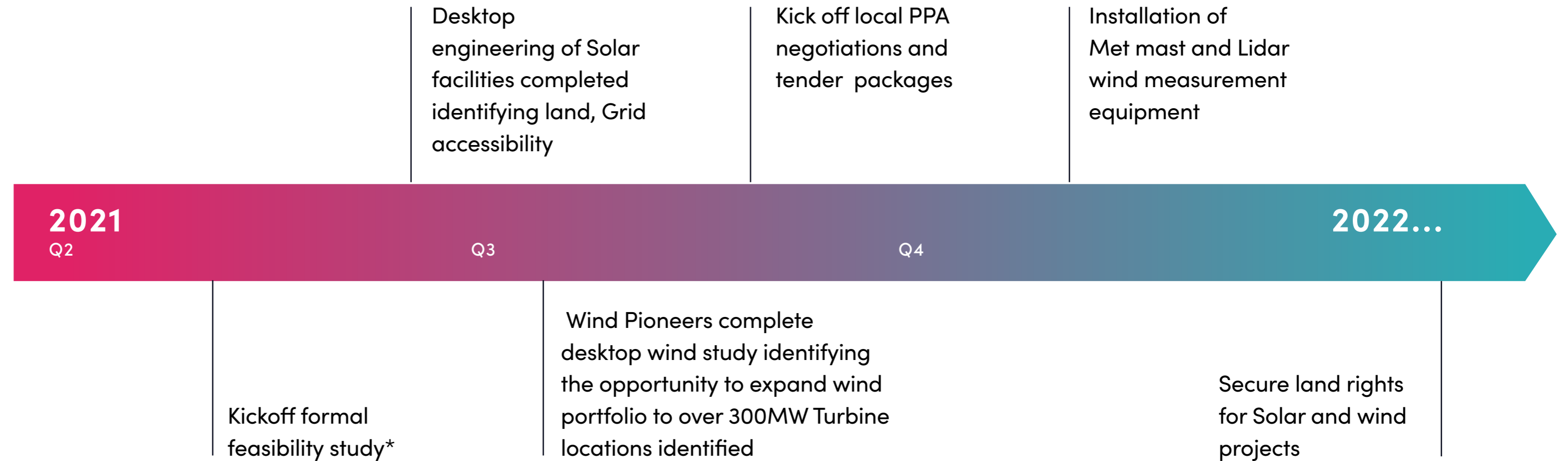
- Coro acquired a 20.3% interest in November 2020 for £500k
- July 2021, partnership with GLIL – an infrastructure investment fund with £2.5bn funds under management, backed by Local Pensions Partnership and Northern LGPS.
- GLIL committed up to £150m of capital and ion transferred current and new UK business to a newly incorporated vehicle, Flexion Energy Holdings UK Ltd. (Flexion)
- Flexion is targeting deployment of 300MW of operational assets after two years, extending to 1GW within five years.
- GLIL acquired initial interest in Flexion of 95%, with ion Ventures holding 5% on a fully carried basis. Subject to meeting project milestones, ion could increase its fully carried interest in Flexion to 7.5%.

● OFFICE ○ DEVELOPMENT ● NETWORK EXPERTISE



PHILIPPINES - UTILITY SCALE WIND AND SOLAR

Value build through planning and permitting stages



*CHANGES IN GOVERNMENT PERMITTING PROCESS DURING PERIOD HAS IDENTIFIED NEW KEY PRIORITIES NAMELY FEASIBILITY STUDY AND LAND ACCESS



VIETNAM – VPE TRANSACTION AND SOLAR MARKET

The Transaction:

- Binding joint terms announced November 2021
- Joint development of rooftop solar through SPV (Coro 85%; VPE 15% carried)
- 150MW project portfolio into SPV
- Coro to provide initial pre-development US\$500k for 5MW pilot project
- VPE are leading Vietnamese Solar asset owner and Engineering, Procurement and Construction contractor, with an experienced team and extensive experience deploying solar PV systems

Strategic Rationale:

- Build, own, operate
- Access to Vietnam rooftop PV market
- Leverage local expertise of established industry player
- Low risk entry, quick revenue generation

Drivers of Rooftop Solar Growth

- Large electricity demand from manufacturing
- Attractive expected IRR's

Attractive PPAs

- "Take or pay" arrangements
- 20 to 25 years duration

Tax Incentives

- Preferential rates and tax holidays
- Import duty and VAT relief



INVESTMENT OPPORTUNITY:

Leading the regional transition to a low carbon economy

— South East Asian energy markets present a compelling investment case for gas and renewables due to increasing energy demand and reliance on coal and oil

— Coro's regional strategy underpinned by Duyung asset which is poised to achieve several key commercial milestones in the next 18 months

— Acquisition of operated renewables projects complements ion Ventures investment and provides the group with an expanded opportunity set

- Unique offering in the London marketplace
 1. Exposure to fast growth South-East Asian energy markets
 2. Low-carbon investment strategy
 3. Significant upside - early-stage development entry point
- Experienced team, leveraging relationships and experience in the region and the sector

	2021			2022...		
	Q2	Q3	Q4	Q1	Q2	Q3
CORPORATE	DIVESTMENT OF ITALIAN PORTFOLIO		PLANNED DEBT RESTRUCTURING PROCESS			
CLEAN ENERGY	DESKTOP ENGINEERING AND PROJECT DEFINITION	PERMITTING AND LAND ACQUISITION FOR 100MW ONSHORE WIND AND 100MW SOLAR				
		PROGRESSING PILOT 5 MW ROOFTOP SOLAR PROJECT - VIETNAM				
GAS				APPROVAL OF DUYUNG POD BY INDONESIAN AUTHORITIES	FEED	DUYUNG FINAL INVESTMENT DECISION
				EXECUTION OF DUYUNG GAS SALES AGREEMENT		
ONGOING	MATURATION OF OPERATED RENEWABLES PROJECT PIPELINE					
	EVALUATION AND PARTICIPATION OF EXTENDED PROJECT PIPELINE					

INVESTMENT OPPORTUNITY



APPENDIX

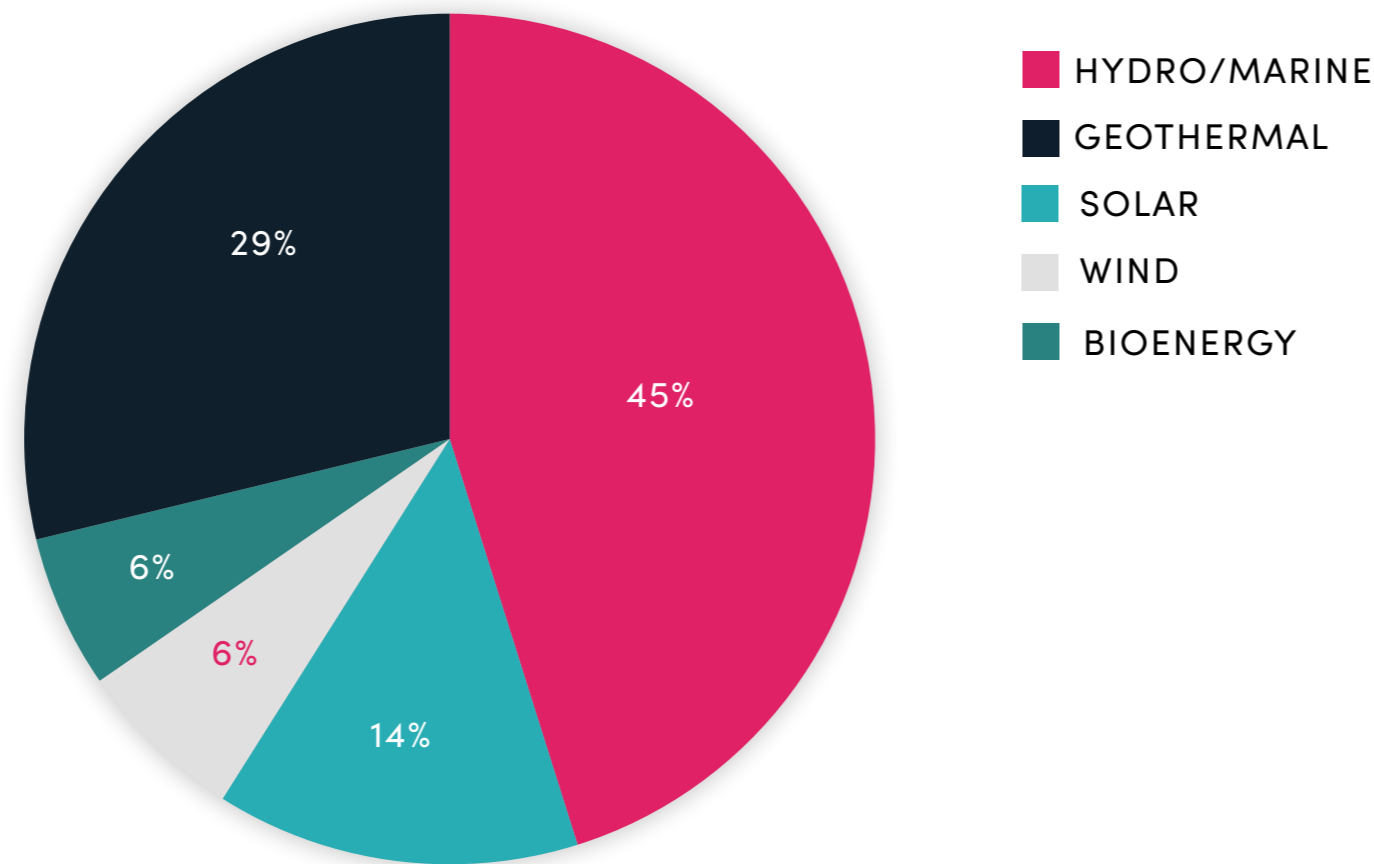
APPENDIX



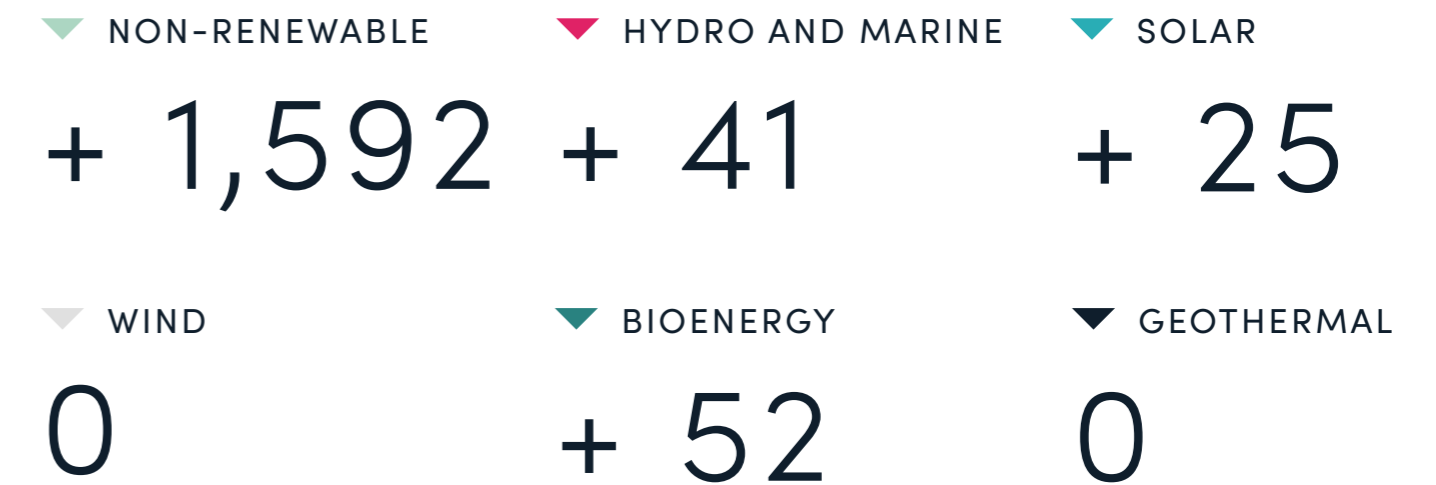
PHILIPPINES - ENERGY MIX

CAPACITY IN 2019	MW	%
NON-RENEWABLE	18,868	74
RENEWABLE	6,695	26
HYDRO/MARINE	3,024	12
SOLAR	922	4
WIND	427	2
BIOENERGY	393	2
GEOTHERMAL	1,928	8
TOTAL	25,562	100

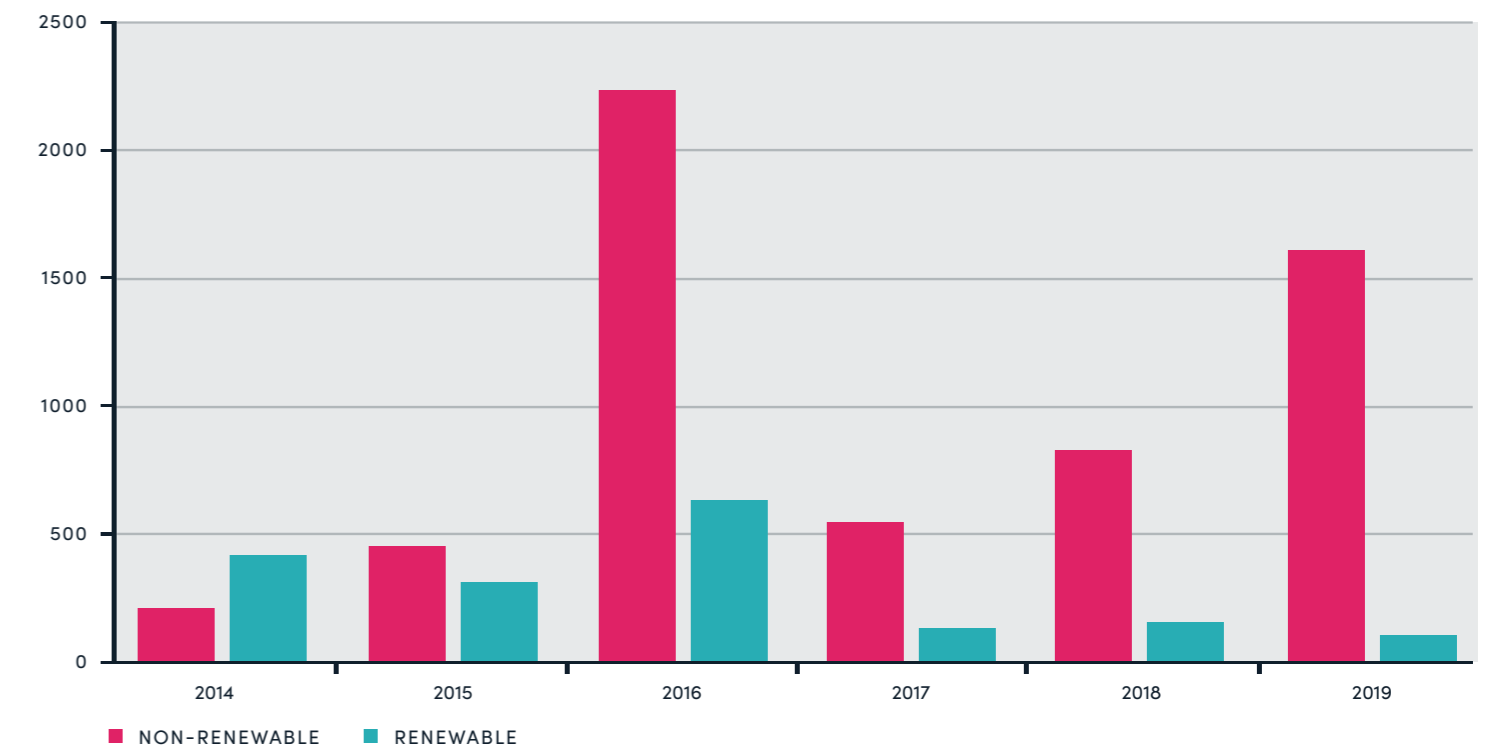
RENEWABLE CAPACITY IN 2019



NET CAPACITY CHANGE IN 2019 (MW)



NET CAPACITY CHANGE (MW)



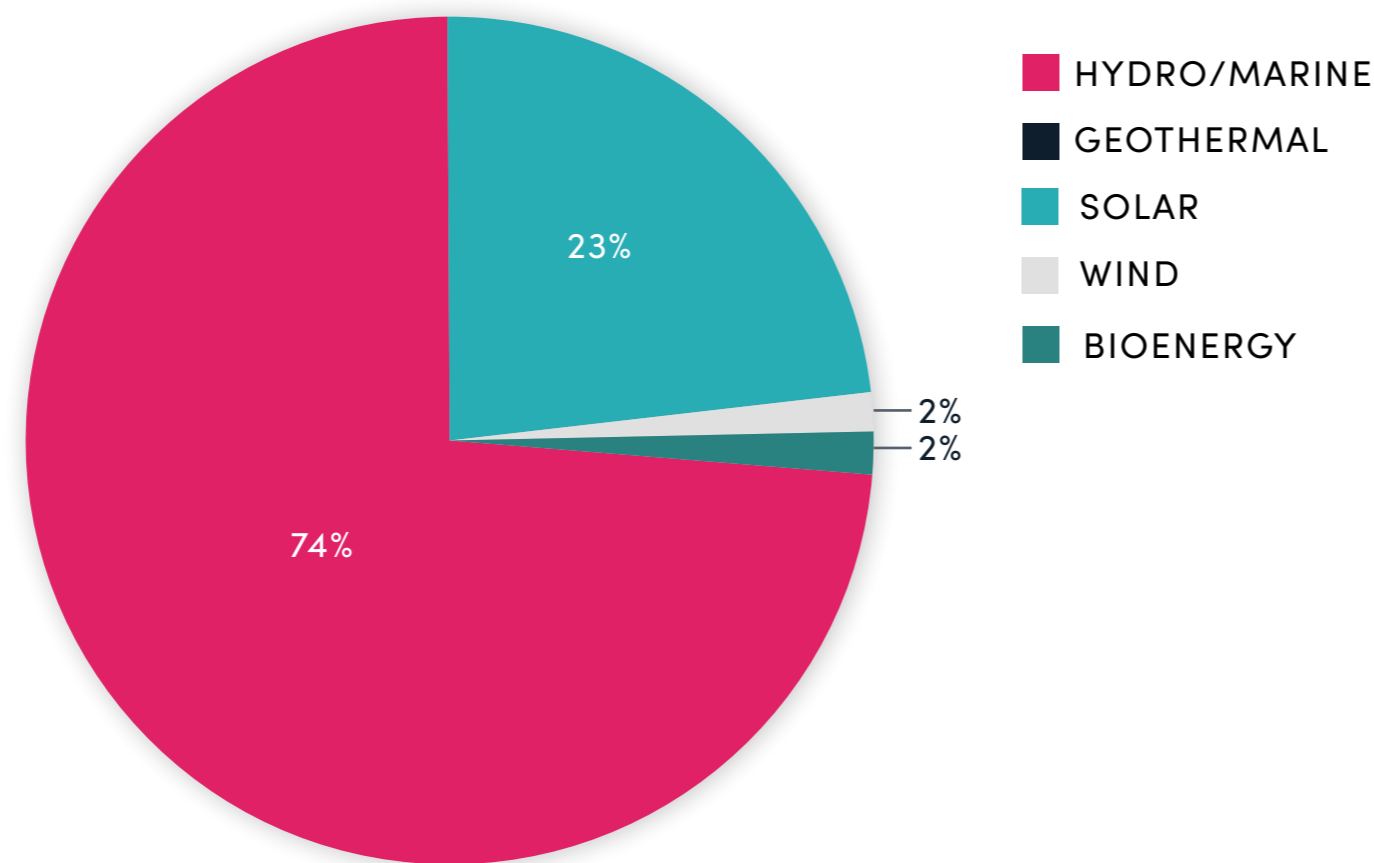
SOURCE: IRENA RENEWABLE COST DATABASE



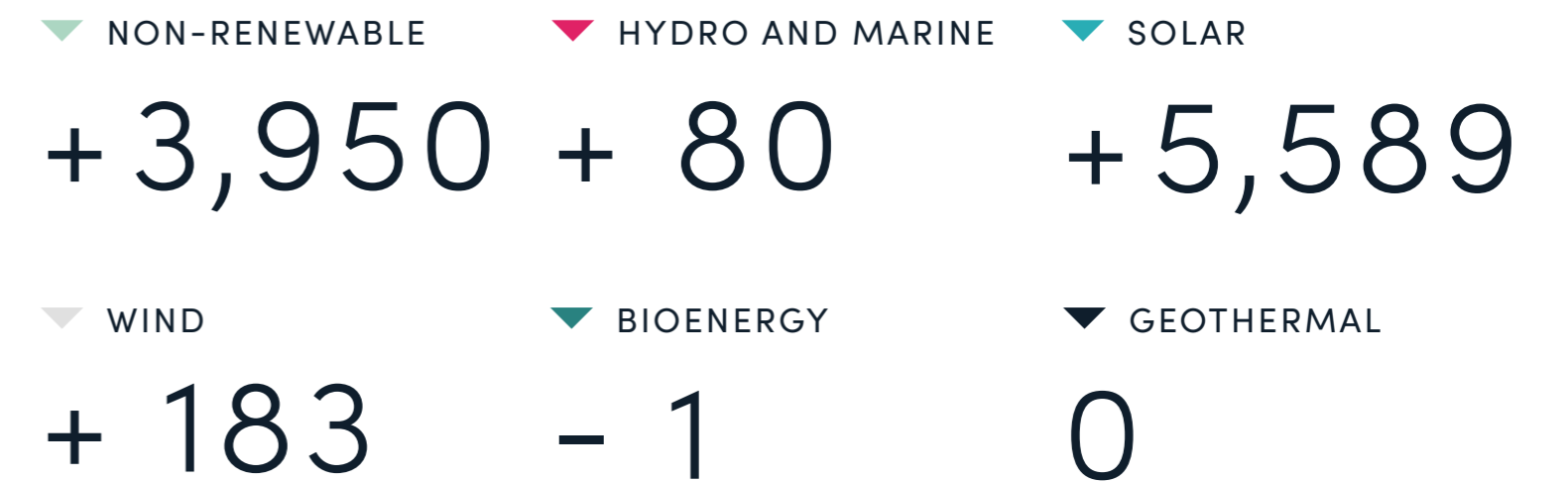
VIETNAM - ENERGY MIX

CAPACITY IN 2019	MW	%
NON-RENEWABLE	30,690	56
RENEWABLE	24,519	44
HYDRO/MARINE	18,069	33
SOLAR	5,695	10
WIND	375	1
BIOENERGY	380	1
GEOHERMAL	0	0
TOTAL	55,208	100

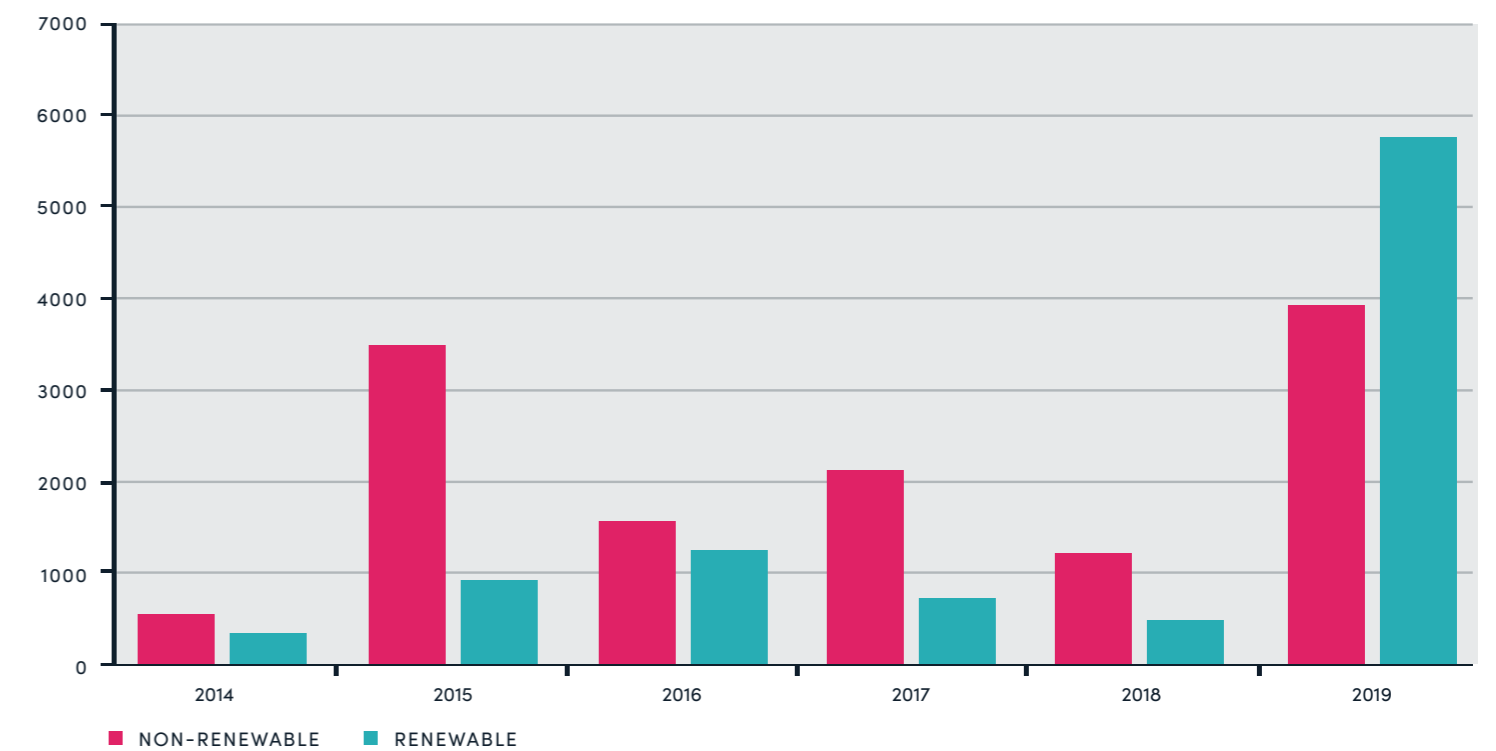
RENEWABLE CAPACITY IN 2019



NET CAPACITY CHANGE IN 2019 (MW)



NET CAPACITY CHANGE (MW)



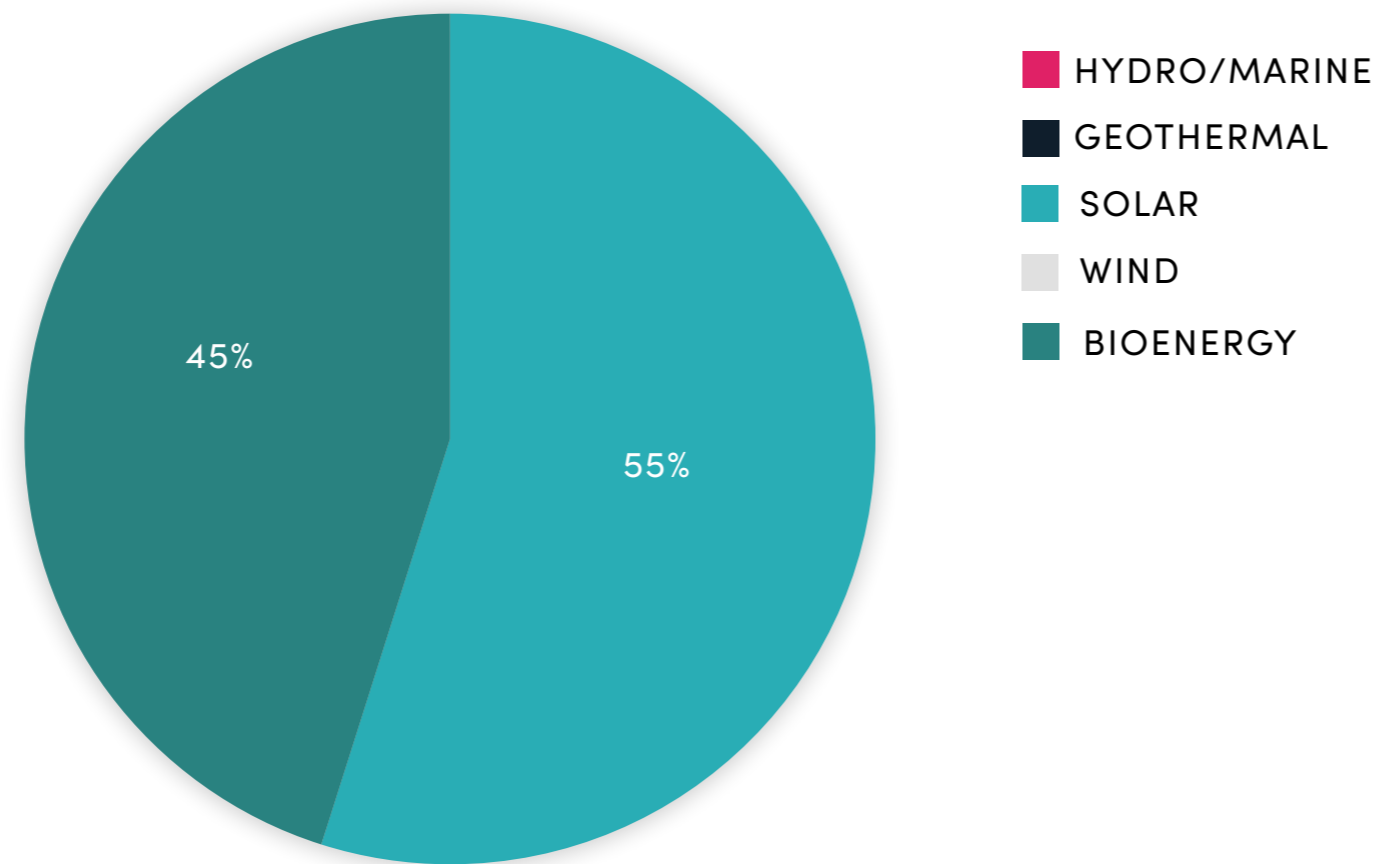
SOURCE: IRENA RENEWABLE COST DATABASE



SINGAPORE - ENERGY MIX

CAPACITY IN 2019	MW	%
NON-RENEWABLE	13,364	97
RENEWABLE	467	3
HYDRO/MARINE	0	0
SOLAR	255	2
WIND	0	0
BIOENERGY	211	2
GEOTHERMAL	0	0
TOTAL	13,831	100

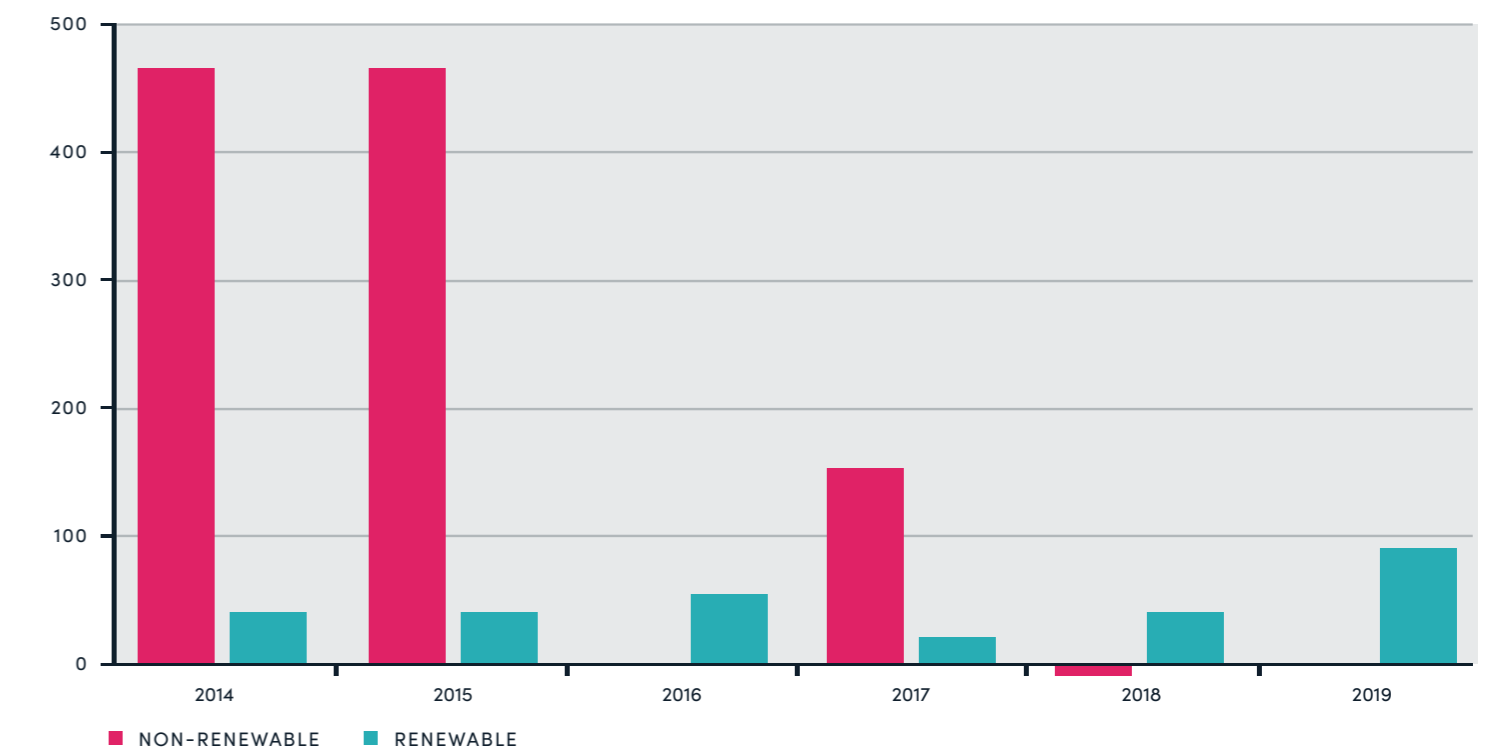
RENEWABLE CAPACITY IN 2019



NET CAPACITY CHANGE IN 2019 (MW)



NET CAPACITY CHANGE (MW)



SOURCE: IRENA RENEWABLE COST DATABASE



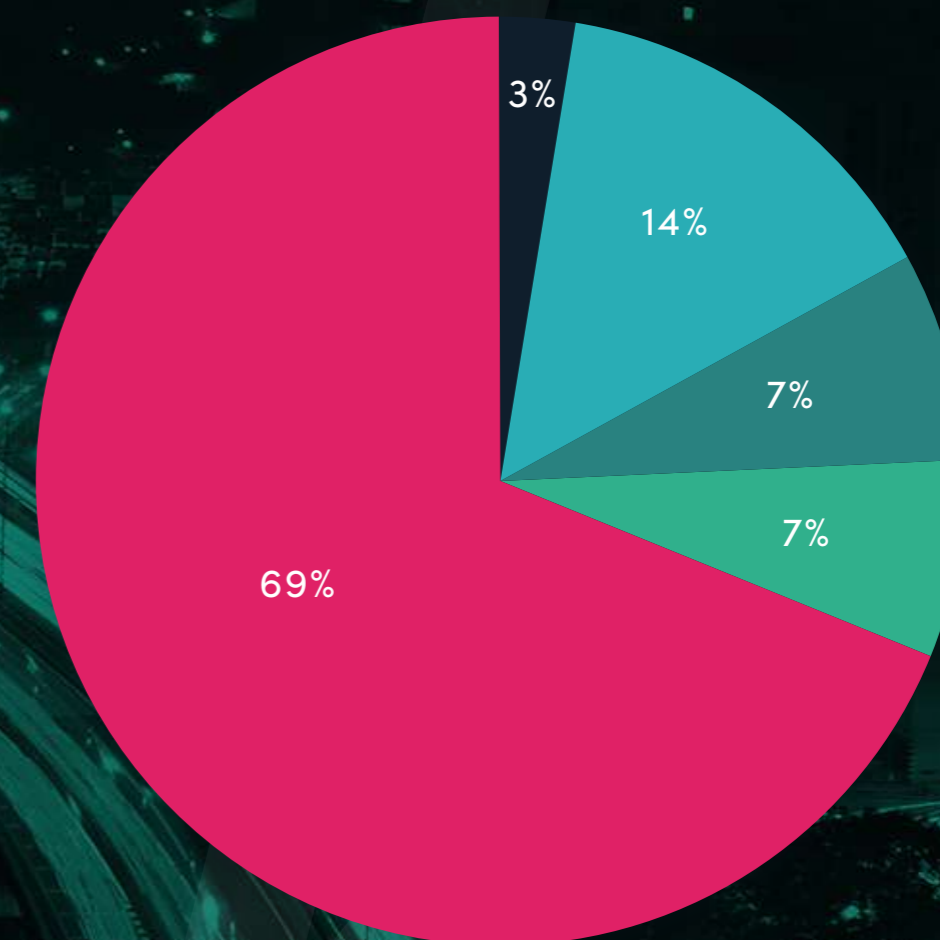
**coro
energy** PLC

info@coroenergyplc.com

Mark Hood - CEO

Michael Carrington - COO

SHAREHOLDERS



- CONRAD PETROLEUM LTD
- LOMBARD ODIER
- CIP MERCHANT CAPITAL
- MANAGEMENT
- OTHERS