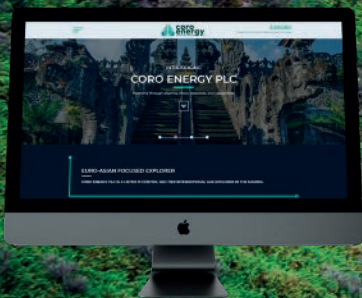


Facing South East: Entering the Asian Upstream Sector

Interim Report

Stock code: CORO

Coro Energy PLC
is a London Stock
Exchange AIM-Listed
independent E&P
company, with
ambitions to grow in
South East Asia.
We have a strong
platform in Italy, but
we are focused on
targeting high-graded
discoveries in South
East Asia that require
commercialisation with
exploration upside,
with a preference
for gas over oil.



Visit

www.coroenergyplc.com
for the latest news, reports,
presentations and videos



@CoroEnergy



Coro Energy plc

Contents

Highlights	01
Statement from the Chairman and Chief Executive Officer	02
Key Strengths – Our People	06
Key Strengths – Platform	12
A Compelling Case For South East Asian Gas	14
Our Strategy	15
Update post period end	16
Independent review report to Coro Energy Plc	18
Condensed Consolidated Balance Sheet	20
Condensed Consolidated Statement of Comprehensive Income	22
Condensed Consolidated Statement of Changes in Equity	23
Condensed Consolidated Statement of Cash Flows	25
Notes to the Condensed Consolidated Financial Statements	26

Highlights

South East Asia



- Recognised an industrial need & gap in the market for regional small – mid cap upstream players. Developed strategy for building a business focussed on SE Asian E&P
- Established Business Development team in the region
- Presented technical and operational credentials to relevant host government bodies
- Developed a strong pipeline of business development opportunities
- Post period of review, entered South East Asia E&P market with 42.5% interest in Bulu PSC, Indonesia
- Continuing data-room evaluation and commercial assessment of high-graded opportunities
- Coro well positioned in deal flow – for M&A as well as organic opportunities

Italy

- Following shareholder approval on 29 March, Coro Energy acquired Sound Energy Holdings Italy Limited (“SEHIL”) significantly enhancing the company’s Italian portfolio
- Coro Energy now has 5 production concessions, 4 exploration permits and 4 exploration permit applications in Italy
- Combined Production from all 4 fields for the first six months of the year was 203 MMscf resulting in an average of 1.3 MMscf/day
- Total revenue for the first 6 months was €1.1 MM
- Gas prices in Italy were strong averaging €6/Mcf for the period

Corporate

- Completed merger of SEHIL and Saffron Energy, integrating teams and assets under Coro Energy
- Raised €16.1 million in support of business build in SE Asia
- Reconfigured Board of Directors
- Appointed new CEO & CFO
- Opened London office



Statement from the Chairman and Chief Executive Officer

“With the first transaction now signed, we are continuing to build momentum, with a pipeline of accretive deals continuing to be developed.”

The first half of 2018 has been a busy and exciting time for Coro. We have seen senior personnel changes, corporate consolidation allowing us to achieve scale in our European business, and a re-branding to become Coro Energy plc. However, management’s focus was dominated by the

initiation of our new, ambitious strategy directed at unlocking latent value in South East Asia, a strategy which was supported by an oversubscribed equity issue raising gross proceeds of €16.1 million. This initiative yielded results in the post-period announcement of our first transaction, providing entry into the Indonesian upstream gas sector through the acquisition of a 42.5% interest in the Lengo gas field, offshore East Java.

The group made a loss before tax of €2.4m for the period (30 June 2017: €0.9m), which was primarily driven by costs associated with the acquisition of Sound Energy Holdings Italy Limited (“SEHIL”) and the AIM readmission process.

Execution of Strategy Leads to Debut Deal in SE Asia

The Company's new growth strategy, around developing a business focused on finding and commercialising oil and gas resources in South East Asia was initiated during the period. We believe the region possesses some of the world's fastest developing economies where demand for gas currently significantly outstrips supply. This, combined with increasing GDP rates, commensurate growth in energy demand and the increasing shortage of gas in the major

markets, provides a compelling investment proposition for investors.

This growth strategy is focused on high-graded countries, such as Indonesia, Malaysia and Vietnam where we see significant 'yet to find' hydrocarbon resources as well as numerous fallow discoveries which represent opportunities for commercialisation and development for independent players such as Coro. While we have a preference for gas over oil assets, we are continuing to evaluate asset opportunities for both products. We see shareholder value being



Statement from the Chairman and Chief Executive Officer **continued**

created through: i) exploration stage assets – where value can be added through technical de-risking and the drill bit; ii) appraisal stage assets – where we see low technical risk and potential for smart, low cost development options; and iii) production stage assets – where it facilitates exploration and appraisal upside and has financial synergies with the wider business.

On 3 September 2018, we announced our maiden deal in the region: the acquisition of a 42.5% interest in the Bulu PSC, Indonesia, which contains the Lengo gas field.

Lengo Gas Field, Bulu PSC, Indonesia – A Transformational Step for Coro

The Lengo field contains certified 2C resources of 359 Bcf (152 Bcf net to Coro) and is forecast to produce at a plateau rate of c. 70 MMscfd (c. 30 MMscfd net to Coro) when it comes on-stream. The deal marks a highly significant step for the Company, with reserves and resources, production and cash flow potential showing step changes in magnitude.

With a \$12 MM outlay in cash and shares to be paid in consideration for the asset, Coro has acquired these resources at a price of \$0.1/

MMbtu. And with the East Java gas market pricing typically between \$5.50 – \$8/MMbtu, we see this deal as being both strongly value accretive for shareholders as well as physically transformational for the Company.

Board & Management Team Re-Structured

In re-focussing its activities on South East Asia, the Board appointed a new CEO, James Menzies, with existing CEO Sara Edmonson taking up the position of Deputy-CEO. James is a geologist by training and a seasoned oil and gas executive who possesses extensive working knowledge of South East Asia having previously founded Salamander Energy before exiting in a trade sale to Ophir Energy in 2015. The Company also announced the appointment of a new CFO, Andrew Dennon, who has a background in investment management and corporate finance and brings with him a wealth of capital markets and corporate transaction experience.

European Business Consolidation Provides The Platform

The initial step in our transformation saw the expansion of our position in Italy through the acquisition of Sound Energy Holding Italy Limited, following shareholder approval on 29 March 2018. Coro now has a significant portfolio of production and development assets in Italy, operating five production concessions, four exploration permits and four exploration permit applications in the country. In addition to a wider asset footprint, this acquisition resulted in an enlarged operational and management team with extensive oil and gas experience in Italy and wider territories.

Outlook: Positioned to Build Further on SE Asian Position

The Company is now well poised to accelerate growth in shareholder value having: i) consolidated a gas production business in Italy with a strong balance sheet and access to capital, ii) recruited the right people with an enviable track record of value creation and deep regional expertise, and iii) identified a new market to grow into with strong and attractive fundamental drivers and where we believe we have advantages in experience, network and capability. With the first transaction now signed, we are continuing to build momentum, with a pipeline of accretive deals being developed.



Key Strengths – Our People

Our people contribute to a number of our key strengths.

Network

The background and experience of our people mean that we are well-connected in the South East Asian region, with upstream players, service providers, governments and regulators.

Capabilities and expertise

Our people have a balance of technical, commercial and financial skills and a track record of building and realising value from South East Asian E&P assets.

Executive Team



James Menzies Chief Executive Officer Skills

Geologist & Geophysicist by background

- Corporate finance expertise
- Broad and well developed professional network across the UK and SE Asian Oil & Gas sector
- Establishing, developing and monetising upstream assets
- Structuring transactions that work for all parties
- Bringing people with the necessary skills together to achieve common goals

Experience

Co-founder and CEO of South East Asia focused Salamander Energy from 2005 to 2015 when it was acquired by Ophir Energy for \$850 million. He is a qualified geologist with over 30 years' industry experience, having held senior technical and commercial roles at Lasmo in the UK, Vietnam and Indonesia. Subsequently worked for boutique M&A house Lambert Energy in London before founding Salamander. Non-Executive Director of Trinity Exploration.



Sara Edmonson
Deputy Chief Executive Officer
Skills

Finance professional by background

- Broad experience in corporate transactions
- Well versed in upstream Joint Venture partnerships
- Substantial experience in government relations and corporate affairs
- Well developed network across Europe
- Strong people and management skills

Experience

Joined as Chief Executive Officer of Coro Energy (formally Saffron Energy) on 1 November 2017 and prior to that was a Non-Executive Director of Saffron following its IPO Admission in February 2017.

Was Chief Executive Officer of ASX listed Po Valley Energy having joined the company in July 2010 as Chief Financial Officer. Fluent in Italian, having previously worked both in Italy and internationally for EY Transaction Advisory Services. During her tenure at EY, Sara advised numerous blue chip corporate clients on transactions in Russia, Romania, Turkey and the US including the US\$5 billion acquisition of DRS Technologies by Finmeccanica in 2008. She holds an MBA from St John's University in New York City.



Andrew Dennan
Chief Financial Officer
Skills

Capital markets professional by background

- Experienced in stockbroking, corporate finance, fund raising and investment management
- Strong connections with buy side investors
- Focus on unlocking latent value and accelerating growth
- Thinks like an investor and keeps their sensitivities to mind

Experience

Andrew has many years' experience unlocking growth across AIM listed companies as a corporate financier and investment manager. Throughout his career he has been involved in stockbroking and asset management in prominent roles, leading proprietary investment decisions, capital raising, risk oversight and portfolio management. He has worked closely for many years with key members of the newly appointed Board.

Key Strengths – Our People continued

Non-Executive Directors



James Parsons
Non-Executive Chairman
Skills

- Chartered Accountant by background
- Extensive Corporate finance expertise
- Established track record of accretive deal making in the E&P space
- Diverse global network of industry professionals and investment partners

Experience

Chief Executive Officer at Sound Energy and Non-Executive Chairman at Echo Energy, James has over 20 years' experience in the fields of strategy, management, finance and corporate development in the energy industry.

Started his career with the Royal Dutch Shell group in 1994 and spent 12 years with Shell working in Brazil, the Dominican Republic, Scandinavia, the Netherlands and London. Qualified accountant and has a BA Honours in Business Economics.



Fiona MacAulay
Non-Executive Director
Skills

- Chartered Geologist by background
- Expert on managing multi-well campaigns
- Extensive global industry professional network
- Excellent people manager

Experience

Over 30 years of experience in the oil and gas industry, currently the CEO of Echo Energy PLC. Former Chief Operating Officer and Technical Director of Rockhopper Exploration plc.

Fiona, a Chartered Geologist, started her career with Mobil North Sea Limited in 1985 and has subsequently held senior roles in a number of leading oil and gas firms, including Amerada Hess and BG. European President of the American Association of Petroleum Geologists



Marco Fumagalli
Non-Executive Director
Skills

- Extensive capital market experience
- Vast and varied investment experience across several market sectors
- Experienced business strategist

Experience

Founding Partner at Continental Investment Partners SA; Founder and Director of CIP Merchant Capital, a cornerstone investor in Coro Energy.

Well-known Italian businessman who was previously a Group Partner at 3i. Qualified accountant and holds a degree in Business Administration from Bocconi University in Milan. He is a Non-Executive Director at Sound Energy and Echo Energy.



Ilham Akbar Habibie
Independent Non-Executive Director
Skills

- Extensive leadership experience
- Entrepreneur that has founded several businesses
- Focus on SE Asia with senior relationships in country across several industries

Experience

Qualified engineer and holds a PhD in aeronautical engineering from the Technical University of Munich and an MBA from the University of Chicago. Has been the Chief Executive Officer and President of a number of aerospace and other companies which he founded. Has also held senior positions at a number of Indonesian companies in the private sector, including Chief Executive Officer and President Director of PT. Ilthabi Rekatama and Commissioner of PT Citra Tubindo tbk.

Ilham served as a Non-executive Director at Sound Oil Plc (now known as Sound Energy plc) and has been an Independent Commissioner of PT Intermedia Capital Tbk. Served as a Non-executive Director of Hichens, Harrison (Asia) Ltd and serves as a Member of the Board of Commissioners at PT Malacca Trust Wuwungan Insurance and as a Director of PT Ilthabi Bara Utama.

Key Strengths – Our People continued

Technical Team



Giorgio Bertuzzi **Exploration & New Projects** **Manager** **Skills**

- Focal point in developing basin structural and stratigraphic settings worldwide;
- Finalizing play and prospects generation via Petroleum Systems approach;
- Coordinating and endorsing interpretation of seismic data and well data in line with appropriate geological/structural models;
- Focused on identifying, evaluating and recommending new exploration opportunities;
- Developing and recommending appraisal/development programmes to rapidly bring economical discoveries on stream;
- Focused on guaranteeing the development of methodologies for the management and control of exploration projects in cooperation with Finance and Business Development areas for the continuous monitoring of the technical and administrative aspects;
- Providing exploration info and recommendations to the Executive Team while ensuring that all exploration work is of high and consistent standard;

- Focused on recommending and executing work programmes and developing/maintaining projects schedules along with proper inputs in AFE preparations;
- Strengthening the creation of a motivated and effective team capable and open to challenges;
- Capacity to effectively interface with stakeholders, other departments, government and local authorities, partners and contractors.

Experience

33 years in the E&P industry working domestically and across several continents for Eni. Most recently (since 2010) Exploration Manager for Po Valley/ NorthSun Italia; since 2018 Exploration Manager for Coro.



Leonardo Salvadori Managing Director, Italy

Skills

- Seasoned professional running oil and gas businesses
- Focused on increasing production and reserves (organically and through business growth)
- Creating value-driving business transactions
- Developing high performance teams
- Driving business performance improvements
- Focused on HSSE excellence

Experience

More than 30 years in the international E&P industry in many diverse postings across Asia, Africa, Middle East and Europe. Originally with Eni focused on exploration and new business development broadening scope in Dana Gas as managing director. Most recently working as managing director of Sound Italy and then Coro Italy.



Dr. Pierre Eliet Business Development

Skills

- Geologist, Geophysicist & Business Development executive
- Growth focused explorer
- Proven oil & gas finder
- Always focused on upside
- Passionate about the returns possible in our industry
- Extensive SE Asian experience

Experience

25 years' experience in exploration and new ventures. BA in Earth Sciences from Trinity College, and PhD in Geology from Manchester University.

Extensive South East Asian career experience with focus on Malaysia, Indonesia, Thailand and Myanmar in particular as well as India and China.

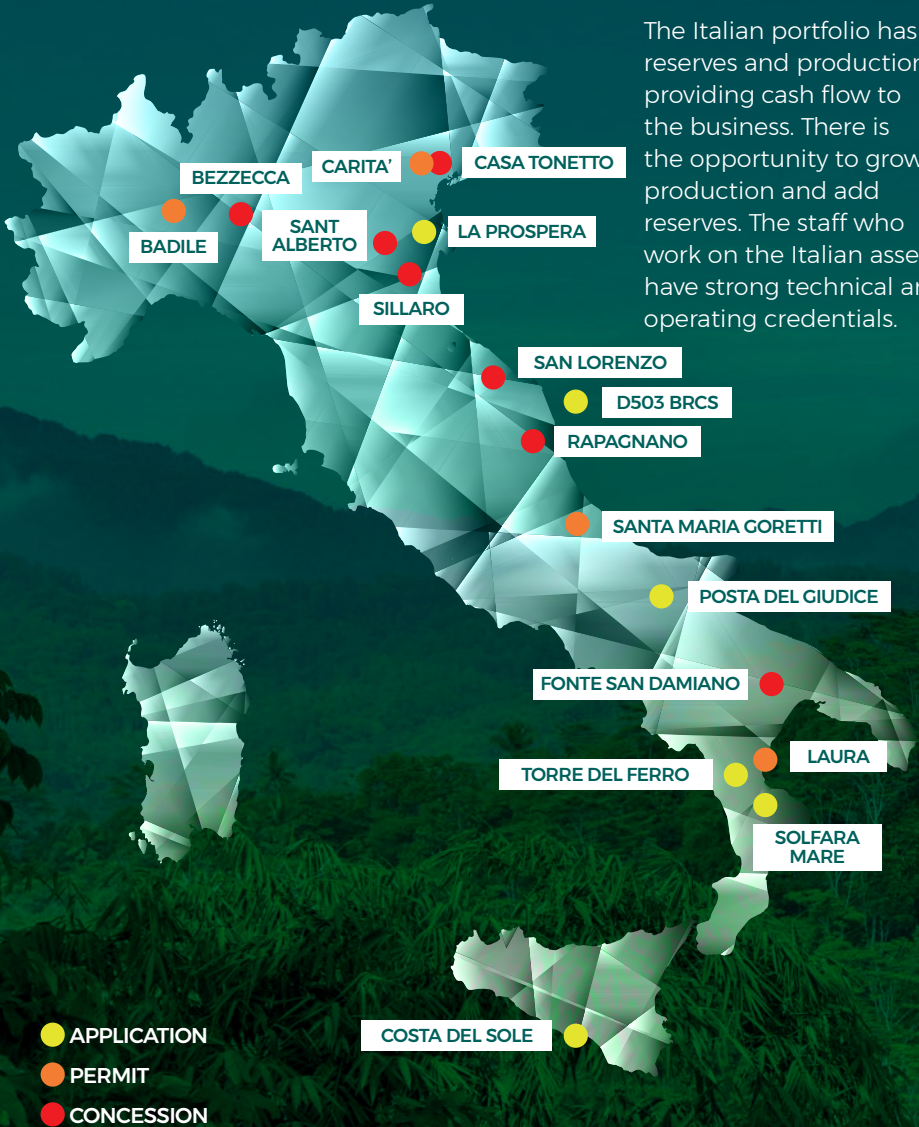
Previously worked in various roles for Total, Cairn Energy PLC, Roc Oil and Lundin Petroleum. He was closely associated with the Cairn Energy Rajasthan flagship oil discoveries.



Key Strengths - Platform

A key strength is the platform provided by our Italian assets.

The Italian portfolio has reserves and production providing cash flow to the business. There is the opportunity to grow production and add reserves. The staff who work on the Italian assets have strong technical and operating credentials.



- APPLICATION
- PERMIT
- CONCESSION

BEZZECA

The Bezzecca gas field is located 35km east of Milan within the Cascina Castello Licence. The Bezzecca Field was awarded production concession status in July 2014 through the enlargement of the existing Cascina Castello Licence. This field started production in 2017 and during the period produced at around 16,000 scm / day (~550 Mcf / day).

RAPAGNANO

The Rapagnano gas field is located onshore Italy in the Fermo Province, in the Marche region, and is currently producing around 8,000 scm / day (282 Mcf / day).

SANTA MARIA GORETTI

Santa Maria Goretti is located in Ascoli Piceno (Marche) in central Italy. The area falls within the Marche-Abruzzo region – a foredeep trough of the Central Apennines. The main plays are gas hosted in both Pleisto-Pliocene clastics and Mesozoic carbonates.

LAURA

Laura was discovered by ENI/Agip in 1980 by the Laura-1 well. The field is located in 197m of Adriatic water, about 4km from the shore. The concession was kept by ENI from 1984 to 2005, when ENI relinquished it without implementing a development plan. Under the current legislation Coro will not be able to develop this licence, however the Ministry has agreed to suspend this licence for the time being.

SANT'ALBERTO

The Sant'Alberto field is located in the "San Vincenzo" permit in the Emilia-Romagna region. A production concession was awarded in October 2017. The current development plan is to have the first year's production delivered via a low-pressure connection at about 260m from the well head.

SILLARO

The Sillaro gas field is located within the Sillaro License in the Emilia Romagna Region, 30km east of Bologna in Northern Italy. This field started production in 2010 from two wells and during the period produced around 9,000 scm / day (318 Mcf / day). A production increase is envisaged through a workover on one of the existing wells, which will be sidetracked.

A Compelling Case For South East Asian Gas

Compelling case for oil & gas investment in South East Asia, underpinned by forecast energy demand

Increasing gas demand in South East Asia is widening the gas deficit. This, combined with the significant, underdeveloped resources in the region, make for a compelling investment proposition. Coro plans to acquire and develop a series of assets in the region, to develop an exciting growth portfolio of projects.

Demand outstrips supply in South East Asia

- Gas demand is expected to overtake production between 2020 and 2030.
- In Indonesia, natural gas production has been in decline since 2010 and consumption is also expected to grow rapidly. Indonesia is expected to become a net importer of gas during the 2020s.

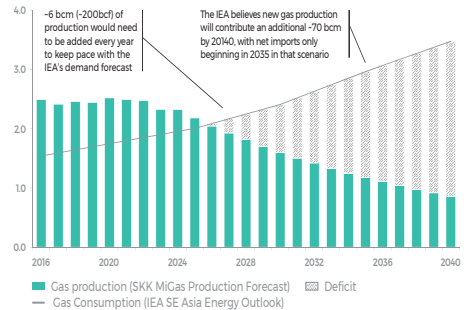
Strong market fundamentals leads to attractive gas prices

- Opportunity to commercialise existing discoveries.
- Significant 'yet-to-find' volumes in Indonesia, Malaysia and Myanmar.
- Ready market for new discoveries.

South East Asia – Supply Side Restrictions

With no new gas production, Indonesia would become a net importer of gas in the mid 2020's

Gas Consumption & Production Forecasts (Tcf)



Source: Southeast Asia Energy Outlook 2017, IEA, SKK MiGas Annual Report 2016

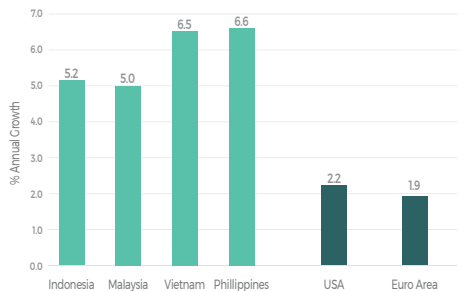
Production and demand forecasts vary, giving rise to widely different predictions for when Indonesia will become a net importer of gas.

Some predict it could be as early as 2020, others, like the IEA, as late as 2035.

South East Asia's Energy Market

Demand underpinned by strong current & forecast GDP growth rates

2015-2020 GDP Growth Rates



Source: World Bank, Global Prospects, January 2018

Our Strategy

Coro Energy's aim is to become a mid-tier, South East Asian focused E&P company.

Coro Energy will utilise its key strengths to rapidly establish a South East Asian portfolio. The existing Italian assets and the team of people at Coro Energy will enable this growth strategy.



Steps In Building The Portfolio

Coro is taking both an organic and M&A approach to building its portfolio:

- License Round and Joint Study Applications are ongoing
- Continuous screening, ranking and evaluation of farm-in and acquisition opportunities are underway
- Attractive risk – reward dynamics, strategic fit and ability to execute are key

Criteria For New Assets

- High-graded countries such as Indonesia, Malaysia & Vietnam
- Preference for gas over oil
- Exploration-stage assets, where value is added through technical de-risking and the drill-bit
- Appraisal-stage assets, low technical risks and smart, low cost development options can be created
- Production where it facilitates exploration & appraisal and has financial synergies

Update post period end

As referred to above, Coro Energy has entered the South East Asian upstream sector with acquisition of 42.5% interest in Bulu PSC situated in the shallow waters of the East Java Sea, Indonesia. This is a transformational transaction which adds scale in terms of reserves, resources, production and cash generation capability for the Company, providing Coro with a strong initial platform on which to progress our South East Asia growth strategy;

- Bulu PSC contains the Lengo gas field with independently certified gross 2C resources of 359 Bcf of recoverable dry gas with gross 3C resources of 420 Bcf representing additional upside
- The field development plan has been approved by the Indonesian authorities. Marketing efforts targeting the Tuban industrial complex in East Java are underway and an MOU was signed with a gas buyer earlier this year
- Transaction results in Coro acquiring over 152 Bcf of discovered, appraised and certified net 2C gas resources, with an upside of over 26 Bcf of net 3C additional gas resources
- Total acquisition cost of \$12 million comprising consideration of \$10.96 million (\$6.96 million in cash and up to \$4 million in Coro shares) plus cost re-imbursements of approximately \$1.04 million
- Low acquisition price of \$0.10/MMbtu
- Favourable regional gas prices currently in the range of \$5.50MMbtu – \$8MMbtu
- Attractive economics enhanced by an existing gross cost pool of approximately \$100 million, to be recovered from production revenues by the field partners
- Approved plan of development in place includes an initial four wells from a small unmanned platform, with a pipeline back to an onshore receiving facility and processing plant
- Production from the field is envisaged to plateau at circa 70 MMscf/d
- Bulu PSC has a term of 30 years, due to expire in October 2033 and is located 65 km offshore in shallow water depths of 60 metres



Independent review report to Coro Energy Plc

Introduction

We have been engaged by the Company to review the condensed set of consolidated financial statements in the half-yearly financial report for the six months ended 30 June 2018 which comprises the Condensed Consolidated Balance Sheet, Condensed Consolidated Statements of Comprehensive Income, Changes in Equity and Cash Flows and related notes. We have read the other information contained in the half-yearly financial report and considered whether it contains any apparent misstatements or material inconsistencies with the information in the condensed set of financial statements.

Directors' responsibilities

The half-yearly financial report is the responsibility of, and has been approved by, the Directors. The Directors are responsible for preparing the half-yearly financial report in accordance with the AIM Rules for Issuers.

The annual financial statements of the Group are prepared in accordance with IFRSs as adopted by the European Union. The condensed set of financial statements included in this half-yearly financial report has been prepared in accordance with International Accounting Standard 34, "Interim Financial Reporting", as adopted by the European Union.

Our responsibility

Our responsibility is to express to the Company a conclusion on the condensed set of financial statements in the half-yearly financial report based on our review.

This report, including the conclusion, is made solely to the Company for the purpose of the AIM Rules for Issuers. We do not, in producing this report, accept or assume responsibility to anyone, other than the Company, for our work, for this report, or for the conclusion we have formed. This report may not be provided to third parties without our prior written consent.

Scope of review

We conducted our review in accordance with International Standard on Review Engagements (UK and Ireland) 2410 "Review of Interim Financial Information Performed by the Independent Auditor of the Entity", issued by the Auditing Practices Board for use in the United Kingdom. A review of interim financial information consists of making enquiries, primarily of persons responsible for financial and accounting matters, and applying analytical and other review procedures. A review is substantially less in scope than an audit conducted in accordance with International Standards on Auditing (UK), and consequently does not

enable us to obtain assurance that we would become aware of all significant matters that might be identified in an audit. Accordingly, we do not express an audit opinion.

Conclusion

Based on our review, nothing has come to our attention that causes us to believe that the condensed set of financial statements in the half-yearly financial report for the six months ended 30 June 2018 is not prepared, in all material respects, in accordance with International Accounting Standard 34 as adopted by the European Union and the AIM Rules for Issuers.

PKF Littlejohn LLP

Statutory Auditor

5 September 2018

1 Westferry Circus
Canary Wharf
London
E14 4HD

Condensed Consolidated Balance Sheet

As at 30 June 2018

	Note	30 June 2018 €'000	31 December 2017 Restated €'000
Non-Current Assets			
Inventory		283	252
Other financial assets		566	-
Trade and other receivables		458	72
Deferred tax assets		1,995	1,995
Property, plant & equipment	6	5,158	2,307
Intangible assets	7	12,557	1,745
Total non-current assets		21,017	6,371
Current Assets			
Cash and cash equivalents		14,144	365
Trade and other receivables		3,765	664
Asset held for sale	8	1,800	-
Total current assets		19,709	1,029
Total assets		40,726	7,400
Liability and equity			
Current Liabilities			
Trade and other payables		7,255	2,100
Provisions	9	1,728	38
Total current liabilities		8,983	2,138
Non-Current Liabilities			
Trade and other payables		504	-
Provisions	9	7,416	4,802
Deferred tax liabilities		1,462	-
Total non-current liabilities		9,382	4,802
Total Liabilities		18,365	6,940

	Note	30 June 2018 €'000	31 December 2017 Restated €'000
Equity			
Share capital	10	829	217
Share premium	10	36,950	13,748
Merger reserve	11	9,128	9,128
Other reserves	12	467	-
Accumulated losses		(25,013)	(22,633)
Total equity		22,361	460
Total equity and liabilities		40,726	7,400

The above condensed consolidated balance sheet should be read in conjunction with the accompanying notes. Due to changes in the presentation of certain items during the period, the comparative condensed consolidated balance sheet as at 31 December 2017 been restated to ensure comparability, as outlined in the notes to these financial statements.

Condensed Consolidated Statement of Comprehensive Income

For the Six Months Ended 30 June 2018

	Note	30 June 2018 €'000	30 June 2017 Restated €'000
Revenue		1,120	560
Operating costs		(651)	(307)
Depreciation and amortisation expense		(166)	(102)
Gross profit		303	151
Other income		59	7
General and administrative expenses	4	(2,530)	(952)
Depreciation expense		(12)	(4)
Exploration costs expensed		-	(4)
Rehabilitation costs expensed		(96)	-
Loss from operating activities		(2,276)	(802)
Finance income		-	-
Finance expense		(115)	(114)
Net finance expense		(115)	(114)
Loss before income tax expense		(2,391)	(916)
Income tax benefit / (expense)	4	11	
Loss for the period		(2,380)	(916)
Other comprehensive income / loss			
Items that may be reclassified to profit and loss			
Exchange differences on translation of foreign operations		(213)	-
Total comprehensive loss for the period		(2,593)	(916)
Loss attributable to:			
Owners of the company		(2,593)	(916)
Total comprehensive loss attributable to:			
Owners of the company		(2,593)	(916)
Basic loss per share (€)	5	(0.0055)	(0.0068)

The above condensed consolidated statement of comprehensive income should be read in conjunction with the accompanying notes.

Due to changes in the presentation of certain items during the period, the comparative condensed consolidated statement of comprehensive income has been restated to ensure comparability.

Condensed Consolidated Statement of Changes in Equity

For the Six Months Ended 30 June 2017

	Share capital €'000	Share Premium €'000	Merger Reserve €'000	Other Reserves €'000	Accumulated Losses €'000	Total €'000
Balance at 1 January 2017	19,128	-	-	-	(16,408)	2,720
Total comprehensive loss for the period:						
Loss for the period	-	-	-	-	(916)	(916)
Total comprehensive loss for the period	-	-	-	-	(916)	(916)
Transactions with owners recorded directly in equity:						
Contributions by owners	-	-	-	-	802	802
Group reorganisation	(19,128)	-	9,128	-	-	(10,000)
Issue of share capital	177	12,826	-	-	-	13,003
Share based payments for services rendered (non-cash)	4	210	-	-	-	214
Transaction costs relating to issue of shares	-	(639)	-	-	-	(639)
Balance at 30 June 2017	181	12,397	9,128	-	(16,522)	5,184

Condensed Consolidated Statement of Changes in Equity

For the Six Months Ended 30 June 2018

	Share capital €'000	Share Premium €'000	Merger Reserve €'000	Other Reserves €'000	Accumulated Losses €'000	Total €'000
Balance at 1 January 2018	217	13,748	9,128	-	(22,633)	460
Total comprehensive loss for the period:						
Loss for the period	-	-	-	-	(2,380)	(2,380)
Other comprehensive income	-	-	-	(213)	-	(213)
Total comprehensive loss for the period	-	-	-	(213)	(2,380)	(2,593)
Transactions with owners recorded directly in equity:						
Issue of share capital	581	24,836	-	-	-	25,417
Share based payments for services rendered (non-cash)	31	1,330	-	-	-	1,361
Issue of options and warrants	-	-	-	680	-	680
Transaction costs relating to issue of shares	-	(2,964)	-	-	-	(2,964)
Balance at 30 June 2018	829	36,950	9,128	467	(25,013)	22,361

The above condensed consolidated statement of changes in equity should be read in conjunction with the accompanying notes.

Condensed Consolidated Statement of Cash Flows

For the Six Months Ended 30 June 2018

	30 June 2018 €'000	30 June 2017 €'000
Cash flows from operating activities		
Receipts from customers	921	441
Payments to suppliers and employees	(3,740)	(1,574)
Interest paid	-	(12)
Net cash used in operating activities	(2,819)	(1,145)
Cash flows from investing activities		
Payments for property, plant and equipment	(694)	(186)
Payments for exploration and evaluation assets	(130)	(27)
Cash acquired in business combination	2,429	-
Net cash from/(used in) investing activities	1,605	(213)
Cash flows from financing activities		
Proceeds from issues of shares	16,068	2,944
Share issue costs paid in cash	(1,075)	(582)
Proceeds from borrowings	-	678
Repayment of borrowings	-	(1,267)
Net cash provided by financing activities	14,993	1,773
Net increase in cash and cash equivalents	13,779	415
Cash and cash equivalents brought forward	365	107
Cash and cash equivalents carried forward	14,144	522

Notes to the Condensed Consolidated Financial Statements

For the Six Months Ended 30 June 2018

Note 1: Basis of preparation of the interim financial statements

The condensed consolidated interim financial statements for the half-year reporting period ended 30 June 2018 have been prepared in accordance with Accounting Standard IAS 34 Interim Financial Reporting.

The interim report does not include all the notes of the type normally included in an annual financial report. Accordingly, this report is to be read in conjunction with the annual report for the year ended 31 December 2017, which was prepared under International Financial Reporting Standards (IFRS) as adopted by the European Union (EU), and any public announcements made by Coro Energy plc during the interim reporting period. The business is not subject to season variations.

The condensed consolidated interim financial statements have not been audited nor have they been reviewed under ISRE 2410 of the Auditing Practices Board. These condensed consolidated interim financial statements do not constitute statutory accounts as defined in Section 434 of the Companies Act 2006. The Group's statutory financial statements for the year ended 31 December 2017 prepared under IFRS have been filed with the Registrar of Companies. The auditor's report on those financial statements was unqualified and did not contain a statement under Section 498(2) of the Companies Act 2006.

The accounting policies adopted are consistent with those of the previous financial year and corresponding interim reporting period, except as set out below.

a) New and amended standards adopted by the group

IFRS 9 Financial Instruments and IFRS 15 Revenue from Contracts with Customers became applicable to the current reporting period. The adoption of these standards did not require any restatement of prior year comparatives as the application of these standards did not have a material impact on the financial report.

b) New accounting policies adopted by the group

During the period the group adopted the following new accounting policies:

Business combinations

Business combinations are accounted for using the acquisition method. The consideration transferred for the acquisition of a subsidiary comprises the:

- Fair value of assets transferred;
- Liabilities incurred to the former owners of the acquired business;
- Equity instruments issued by the group;
- Fair value of any asset or liability resulting from a contingent consideration arrangement; and
- Fair value of any pre-existing equity interest in the subsidiary.

Identifiable assets acquired and liabilities and contingent liabilities assumed in a business combination are, with limited exceptions, measured initially at their fair values at the acquisition date. The group recognises any non-controlling interest in the acquired entity on an acquisition-by-acquisition basis either at fair value or at the non-controlling interest's proportionate share of the acquired entity's net identifiable assets. Acquisition related costs are expensed as incurred.

The excess of the consideration transferred, amount of any non-controlling interest and fair value of pre-existing equity interest over the fair value of net identifiable assets acquired is recorded as goodwill. If those amounts are less than the fair value of the net identifiable assets acquired, the difference is recognised immediately in profit or loss as a gain on bargain purchase.

Goodwill

Goodwill arising on acquisitions of subsidiaries is included in intangible assets. Goodwill is not amortised but it is tested for impairment annually, or more frequently if events or changes in circumstances indicate that it might be impaired, and is carried at cost less accumulated impairment losses.

Goodwill is allocated to cash-generating units for the purpose of impairment testing. The allocation is made to those cash-generating units or groups of cash-generating units that are expected to benefit from the business combination in which the goodwill arose.

Non-current assets held for sale

Non-current assets (or disposal groups) are classified as held for sale if their carrying amount will be recovered principally through a sale transaction rather than through continuing use and a sale is considered highly probable. They are measured at the lower of their carrying amount and fair value less costs to sell, except for assets such as deferred tax assets, assets arising from employee benefits, financial assets and investment property that are carried at fair value

Notes to the Condensed Consolidated Financial Statements (Continued)

For the Six Months Ended 30 June 2018

and contractual rights under insurance contracts, which are specifically exempt from this requirement.

Note 1: Basis of preparation of the interim financial statements (continued)

c) Change in functional currency of Coro Energy plc

Effective 1 January 2018, the directors have determined that the functional currency of Coro Energy plc (the parent company) should be changed from Euros to United Kingdom pounds sterling ("GBP"). This is due to a number of factors including a significant fundraising which took place during the period, where funds were raised in GBP, as well as the increasing amount of expenses incurred by the company in GBP. The presentation currency of the Coro Energy plc group remains Euros.

Note 2: Significant Changes

The financial position and performance of the group was particularly affected by the following events and transactions during the six months to 30 June 2018:

- the acquisition of Sound Energy Holdings Italy Limited and its wholly owned subsidiary, Apennine Energy SpA (refer Note 13); and
- the completion of a significant capital raising through the issue of ordinary shares to institutional investors (refer note 10).

For further discussion of the group's performance and financial position refer to the Chairman and Chief Executive Officer's Statement on pages 2 to 5.

Note 3: Segment Information

The group's reportable segments as described below are the group's strategic business units. The strategic business units comprise two operational business units, classified by licence areas and the stage of development of these licence areas. The Exploration and Development and Production business units are wholly based in Italy. All revenues were generated from three customers (2017: one). In addition, a Corporate business unit has been identified representing the group's administrative function, including assets and liabilities not directly associated with oil & gas operations. For each strategic business unit, the CEO reviews internal management reports on a monthly basis.

	Exploration		Development and Production		Corporate		Total	
	30 June 2018	30 June 2017	30 June 2018	30 June 2017	30 June 2018	30 June 2017	30 June 2018	30 June 2017
	€'000	€'000	€'000	€'000	€'000	€'000	€'000	€'000
External revenues	-	-	1,120	560	-	-	1,120	560
Segment loss before tax	-	(4)	207	121	(2,598)	(1,033)	(2,391)	(916)
Depreciation and amortisation	-	-	(166)	(102)	(12)	(4)	(178)	(106)

	31		31		31		31	
	30 June 2018	December 2017	30 June 2018	December 2017	30 June 2018	December 2017	30 June 2018	December 2017
	€'000	€'000	€'000	€'000	€'000	€'000	€'000	€'000
Segment assets	8,702	1,745	6,100	2,819	25,924	2,836	40,726	7,400
Segment liabilities	(995)	(1,156)	(8,834)	(4,897)	(8,536)	(886)	(18,365)	(6,940)

Notes to the Condensed Consolidated Financial Statements (Continued)

For the Six Months Ended 30 June 2018

Note 4: Profit and Loss Information

4 (a) Significant items

The Income Statement includes the following significant items of expenditure:

	30 June 2018 €'000	30 June 2017 €'000
Employee benefits expense	936	322
Professional fees	615	264
Rent and office costs	123	64
Share based payments (refer note 14)	187	58
Acquisition costs for business combination	246	-

4 (b) Income Tax

Income tax expense is recognised based on management's estimation of the weighted average effective annual income tax rate expected for the full financial year. The estimated average annual tax rate used for the six months to 30 June 2018 is 24%, compared to 24% for the six months ended 30 June 2017.

A deferred tax asset has not been recognised in respect of tax losses for the first six months based on management's assessment of future taxable profit that will be available against which the group can utilise these losses.

Note 5: Loss per share

	30 June 2018	30 June 2017
Basic loss per share (€)	(0.0055)	(0.0068)
Diluted loss per share (€)	(0.0055)	(0.0068)

The calculation of basic loss per share was based on the loss attributable to shareholders of €2,380,000 (30 June 2017: €916,000) and a weighted average number of ordinary shares outstanding during the half year of 435,908,868 (30 June 2017: 134,165,967).

Dilutive loss per ordinary share equals basic loss per ordinary share as, due to the losses incurred in the six months to 30 June 2018, and six months to 30 June 2017 and the twelve months to 31 December 2017, there is no dilutive effect from the subsisting share options.

Note 6: Property, Plant & Equipment

	30 June 2018 €'000	31 December 2017 Restated €'000
Office Furniture & Equipment	184	7
Oil and Gas assets	4,974	2,300
	5,158	2,307
	30 June 2018 €'000	31 December 2017 Restated €'000
Reconciliations:		
Reconciliation of the carrying amounts for each class of Plant & equipment are set out below:		
Office Furniture & Equipment:		
Carrying amount at beginning of period	7	11
Assets acquired in business combination (refer note 13)	178	-
Additions	11	2
Depreciation expense	(12)	(6)
Carrying amount at end of period	184	7
Oil and Gas assets:		
Carrying amount at beginning of period	2,300	2,924
Assets acquired in business combination (refer note 13)	2,377	-
Additions	463	788
Depreciation expense	(166)	(256)
Transferred from exploration and evaluation assets	-	2,524
Changes in estimates of rehabilitation costs	-	(86)
Impairment losses	-	(3,594)
Carrying amount at end of period	4,974	2,300
	5,158	2,307

Notes to the Condensed Consolidated Financial Statements (Continued)

For the Six Months Ended 30 June 2018

Note 6: Property, Plant & Equipment (continued)

Included in Oil and Gas assets are gas production field assets of €159,000 that were previously disclosed as resource property costs in the annual report of the group for the year ended 31 December 2017. Fixed assets associated with producing oil and gas fields are now disclosed as one asset class within property, plant & equipment: Oil and Gas assets. This constitutes a change in presentation only, with no change to the group's accounting policy for these assets. No indicators of impairment of property, plant & equipment were identified as at 30 June 2018.

Note 7: Intangible Assets

	30 June 2018 €'000	31 December 2017 Restated €'000
Exploration and evaluation assets	8,702	1,745
Goodwill (refer note 13)	3,855	-
	12,557	1,745
Reconciliation of carrying amount of exploration and evaluation assets:		
Carrying amount at beginning of period	1,745	5,003
Assets acquired in business combination (refer note 13)	6,922	-
Additions	35	165
Transfer to Production phase	-	(2,524)
Change in estimate of rehabilitation costs	-	(131)
Exploration expenditure written off	-	(768)
Carrying amount at end of period	8,702	1,745

Exploration and evaluation assets were reported as resource property costs in the annual report of the group for the year ended 31 December 2017. Assets associated with oil & gas fields in the exploration and evaluation phase are now disclosed as one asset class within intangible assets: exploration and evaluation assets. This constitutes a change in presentation only, with no change to the group's accounting policy for these assets.

Exploration and evaluation assets represent projects in the exploration phase that have not yet reached a stage which permits a reasonable assessment of the existence of, or otherwise, economically recoverable reserves. The ultimate recoupment of exploration and evaluation assets is dependent upon the successful development and exploitation, or alternatively sale, of the respective areas of interest at an amount greater than or equal to the carrying value. The directors have not identified any indicators of impairment of exploration and evaluation assets as at 30 June 2018.

Note 8: Asset held for sale

	30 June 2018	31 December 2017
	€'000	€'000
Land	1,800	-

As detailed in note 13, the group acquired land on which the Badile licence is located as part of a business combination during the interim period. The company is actively marketing the land for sale as required by the terms of the Sale & Purchase Agreement ("SPA") governing the acquisition of Sound Energy Holdings Italy Limited. Under the terms of the SPA, all proceeds from the sale of the Badile land will be remitted to the vendor, net of any transaction costs incurred by Coro. Accordingly a €1.8m payable is recorded within the acquisition date fair value of trade and other payables representing the amount owing to the vendor. There are no separately identifiable income or expenditures associated with the Badile licence that should be presented as discontinued operations.

Notes to the Condensed Consolidated Financial Statements (Continued)

For the Six Months Ended 30 June 2018

Note 9: Provisions

	30 June 2018 €'000	31 December 2017 €'000
Current:		
Employee leave entitlements	41	38
Other provisions	354	-
Rehabilitation provisions	1,333	-
	1,728	38
Non-Current:		
Other provisions	566	-
Rehabilitation provisions	6,850	4,802
	7,416	4,802
Reconciliation of non-current rehabilitation provisions:		
Opening balance	4,802	4,962
Acquired in business combinations	3,552	-
Increase in provision from unwind discount	49	57
Changes in provision due to revised estimates	-	(217)
Provision utilised during the period	(220)	-
Provision reclassified to current liabilities	(1,333)	-
Closing balance	6,850	4,802

Current rehabilitation provisions includes costs to be incurred in decommissioning activities on the Casa Tonetto and Badile licences in the 12 months to 30 June 2019. €687,000 of these costs relate to the Badile licence. As outlined in note 13, these costs are to be reimbursed to the group by the former owner of the licence, and as such a receivable for the same amount is included within trade and other receivables in the group balance sheet.

Included within other non-current provisions is an amount of €566,000 representing funds which will be used to undertake community development projects in the Municipality of San Giacomo, located in the Lombardy region of Italy. An equal amount is held as restricted deposits with a bank, and recorded as other financial assets in the group balance sheet.

Note 10: Share Capital and Share Premium

	30 June 2018 Number 000's	Nominal value €'000	Share Premium €'000	30 June 2018 Total €'000
As at 1 January 2018	185,908	217	13,748	13,965

Shares issued during the period:

Issued for the acquisition of subsidiary	185,908	213	9,134	9,347
Issued for cash consideration	319,634	368	15,702	16,070
Issued for services rendered	27,072	31	1,330	1,361
Share issue costs	-	-	(2,964)	(2,964)
Closing balance - 30 June 2018	718,522	829	36,950	37,779

	31 December 2017 Number 000's	Nominal value €'000	Share Premium €'000	31 December 2017 Total €'000
As at 1 January 2017	36,785	19,128	-	19,128
Issued on incorporation	50,000	60	-	60
Issued for the acquisition of subsidiary	50,000	58	9,942	10,000
Group restructure	(36,785)	(19,128)	-	(19,128)
Issued for services rendered	4,658	5	252	257
Issued for cash consideration	81,250	94	4,268	4,362
Share issue costs	-	-	(714)	(714)
Closing balance - 31 December 2017	185,908	217	13,748	13,965

All ordinary shares are fully paid and carry one vote per share and the right to dividends. In the event of winding up the company, ordinary shareholders rank after creditors. Ordinary shares have a par value of £0.001 per share. Share premium represents the issue price of shares issued above their nominal value.

No dividends were paid or declared during the current period.

Notes to the Condensed Consolidated Financial Statements (Continued)

For the Six Months Ended 30 June 2018

Note 11: Merger Reserve

The Merger reserve of €9,128,000 relates to the reorganisation of ownership of Northsun Italia S.p.A which occurred in the first half of 2017; being the difference between the value of shares issued and the nominal value of the subsidiary's shares received.

Note 12: Other Reserves

Share based payment reserve

Included within share based payments reserve is the current period charge relating to options issued to directors and management of the company, as well as the cost of warrants issued to certain shareholders as an incentive to subscribe for ordinary shares in the company. Refer to note 14.

Functional currency translation reserve

The translation reserve comprises all foreign currency differences arising from translation of the financial position and performance of the parent company from GBP functional currency into the group's Euro presentational currency.

Note 13: Business Combination

Summary of acquisition

On 9 April 2018, the company acquired the entire issued capital of Sound Energy Holdings Italy Limited ("SEHIL") and its wholly owned subsidiary, Apennine Energy S.p.A ("Apennine"). While SEHIL does not trade, Apennine is engaged in the discovery and exploitation of hydrocarbons in Italy. The acquisition provided the group with additional reserves through the acquisition of the operating Rapagnano and Casa Tiberi gas fields, as well as a portfolio of exploration assets. The group also acquired experienced technical and operational staff with a proven ability to explore, appraise, develop and operate oil & gas assets, which will support the group's expansion into South East Asia. An effective date for accounting purposes of 31 March 2018 has been used for the acquisition, given the level of transactions between this date and the legal acquisition date of 9 April 2018 were immaterial.

Consideration for the acquisition

Details of the purchase consideration, the net assets acquired, and goodwill are as follows:

	€'000's
Purchase consideration:	
Ordinary shares issued	9,347
Contingent consideration	504
Payment for working capital	1,798
	11,649

The fair value of the 185,907,500 consideration shares issued to the shareholders of Sound Energy plc (€9.3m) was based on the published share price of the company on acquisition date of 4.38p per share.

The vendor is entitled to 5% of gross sales proceeds from the D.R 74.AP licence (the Laura field). In order to calculate the present value of this contingent consideration, the company has estimated gross future sales revenue from the Laura field and applied a 10% chance of success factor to this revenue to take into account the regulatory framework in Italy which currently prohibits the development of Laura, discussed further below. The resulting estimate of contingent consideration has been discounted to present value at a rate of 2%, representing an approximation of the time value of money. The contingent consideration is recognised as a non-current payable in the group balance sheet.

A further cash payment of €1.8m was made to the vendor in July 2018 for the working capital in Apennine on acquisition date. This amount is recorded within trade and other payables in the 30 June 2018 balance sheet.

Notes to the Condensed Consolidated Financial Statements (Continued)

For the Six Months Ended 30 June 2018

Note 13: Business Combination (continued)

Fair value of assets and liabilities acquired

The assets and liabilities of Apennine recognised as a result of the acquisition are as follows:

	Fair value €'000
Cash and cash equivalents	2,429
Trade and other receivables	3,179
Inventories	150
Intangible assets	6,922
Property plant & equipment	2,555
Land	1,800
Trade and other payables	(4,216)
Rehabilitation provisions	(3,552)
Deferred tax liabilities	(1,473)
Net identifiable assets acquired	7,794
Add: goodwill	3,855
	11,649

The goodwill is largely attributable to unrecognised tax losses in Apennine for which no deferred tax asset has been recognised at acquisition date. Apennine has gross carried forward tax losses of €45m however there is unlikely to be sufficient taxable profits generated from the group's current operations against which to utilise these losses. The ability of the group to utilise these tax losses depends on successful development of additional licence areas in Italy.

The identifiable assets and liabilities stated above includes the following:

- Badile land (€1.8m): Under the terms of the Sale & Purchase Agreement ("SPA"), all proceeds from the sale of the Badile land will be remitted to the vendor, net of any transaction costs incurred by Coro. Accordingly a €1.8m payable is recorded within the acquisition date fair value of trade and other payables above representing the amount owing to the vendor.

- Badile VAT receivable (€0.8m): Under the terms of the SPA, any VAT refunds received by Apennine in respect of a drilling campaign on the Badile licence will be remitted to the vendor. A €0.8m payable is recorded within the acquisition date fair value of trade and other payables to reflect this.
- Badile rehabilitation provision (€1.0m): Under the terms of the SPA, any expenditures incurred by Apennine on rehabilitating the Badile licence will be reimbursed by the vendor. The acquisition date fair value of the rehabilitation provision for Badile is €1.0m. As such a €1.0m receivable is included in the acquisition date fair values to reflect this amount which will be collected from the vendor.

The significant estimates and judgments relevant to the valuation of Apennine's assets were as follows:

1. Apennine has two producing gas fields, Rapagnano and Casa Tiberi, which were valued using a discounted cash flow ("DCF") model. Production and cost forecasts were based on a Competent Person's Report prepared by CGG Associates. Gas prices were assumed at €0.24/scm in 2018, and inflated at 2% per annum thereafter. A 10% increase in the annual gas price assumption would have resulted in an increase of €0.6m in the acquisition date fair value of property, plant & equipment. A 10% decrease in gas price would lower the fair value by €0.5m. A discount rate of 7% was applied to future cash flows, based on the group's weighted average cost of capital. A 1% increase in the discount rate adopted would have decreased the fair value of property, plant & equipment by €0.1m. A decrease of 1% in the discount rate would have increased fair value by €0.2m. The remaining oil & gas assets acquired primarily relates to a gas plant & associated equipment used on the Casa Tonetto field, which have been valued by an external valuer.

Notes to the Condensed Consolidated Financial Statements (Continued)

For the Six Months Ended 30 June 2018

Note 13: Business Combination (continued)

2. Two exploration assets were also valued using a DCF methodology, the Laura and Santa Maria Goretti fields. Key assumptions such as gas price and discount rate were consistent with those used for producing gas fields. Production estimates were prepared internally, and total production estimates are comparable to those reported in the most recent CPR. Cost estimates were determined internally, based on our knowledge of other similar fields developed by the group. The key estimate made by the company is the chance of success factors applied to the calculated net present values of the two fields:
 - a. Laura (10% chance of success): In December 2015, a new Budget law was passed in Italy which prevents any exploitation of oil & gas licences within 12 nautical miles of the coast. The Laura field is approximately 4km offshore, and hence the licence is currently suspended pending a change to current regulation which would allow the field development to progress. Management estimate there is a 10% chance of regulatory change occurring.
 - b. Santa Maria Goretti (40%): A chance of success of 40% has been applied to this field, which takes into account the comparatively early stage of exploration and appraisal of the licence. While management are confident the field contains commercial quantities of hydrocarbons, further appraisal of the licence is required to derisk any future development.

Revenue and profit contribution

The acquired business contributed revenues of €184,000 and a net loss of €321,000 to the group in the period from 1 April 2018 to 30 June 2018

Note 14: Share Based Payments

The company issued the following equity instruments in lieu of payments for services rendered:

	No of equity instruments '000s	Value of Service €'000
Recognised in the condensed consolidated statement of comprehensive income:		
Ordinary shares issued in lieu of directors' fees	86	4
Ordinary shares issued for professional services provided	685	35
Options issued to directors and management	92,000	131
Warrants issued in exchange for general services	5,000	17
Recognised as share issue costs in the condensed consolidated statement of changes in equity:		
Ordinary shares issued in lieu of commissions on placement	24,589	1,236
Ordinary shares issued for professional services related to placement	1,712	87
Warrants issued on placement	159,817	532

Notes to the Condensed Consolidated Financial Statements (Continued)

For the Six Months Ended 30 June 2018

Note 14: Share Based Payments (continued)

The company granted the following equity settled share based payments during the period:

Date of grant	No. of options '000s	Expiry date	Purpose	Contractual life of option
9 April 2018	67,000	9 April 2023	As part of overall compensation to directors / management	5 years
1 May 2018	25,000	1 May 2023	As part of overall compensation to directors / management	5 years

The fair value of services rendered in return for share options is based on the fair value of share options granted measured using the Black-Scholes model.

The following inputs were used in the measurement of the fair values at grant date of the options granted.

	9 April 2018 5-year option	1 May 2018 5-year option
Fair value at grant date	1.86 p	1.53p
Share price at grant date	4.3p	3.825p
Exercise price	4.38p	4.38p
Expected volatility	50%	50%
Option life	5 years	5 years
Risk-free interest rate (based on yield on 5-year gilts)	1%	1%
Expiry date	9 April 2023	1 May 2023

p - British pence

The fair value of the options granted are spread over the vesting period. The amount recognised in the income statement for the period to 30 June 2018, represents the amount of the fair value vested for this period and amounts to €131,000 (£115,000).

In addition to the options granted above, the company issued 159m warrants to new shareholders as an incentive to subscribe for new shares in the company. A further 5m warrants were granted to service providers in lieu of cash compensation.

The warrants granted during the period were as follows:

Date of grant	No. of warrants '000s	Expiry date	Purpose	Contractual life of warrant
9 April 2018	159,817	9 April 2019	As an incentive to subscribe for new shares in the company	1 year
9 April 2018	5,000	9 April 2019	As compensation for services in lieu of cash	1 year

The fair value of the share warrants issued is measured using the Black-Scholes model.

Notes to the Condensed Consolidated Financial Statements (Continued)

For the Six Months Ended 30 June 2018

Note 14: Share Based Payments (continued)

The following inputs were used in the measurement of the fair values at grant date of the warrants granted.

Fair value at grant date	0.29p
Share price at grant date	4.3p
Exercise price	6.57p
Expected volatility	50%
Life of warrants	1 year
Risk-free interest rate (based on yield on 1-year gilts)	0.7%
Expiry date	9 April 2019

p - British pence

The amount recognised in the income statement for the period to 30 June 2018, represents the amount of the fair value of warrants issued for services rendered of €17,000 (£15,000)

The amount recognised in equity as a cost directly attributable to the issue of shares, represents the amount of the fair value of warrants issued to new shareholders of €532,000 (£463,000)

Note 15: Events after the reporting period

On 3 September 2018 the company announced its entry into the South East Asian upstream sector with the acquisition of a 42.5% interest in the Bulu Production Sharing Contract ("PSC") situated in the shallow waters of the East Java Sea, Indonesia. Completion of the transaction is conditional on, inter alia, joint venture partner pre-emption and regulatory government approvals. Further details are provided in the Chairman and Chief Executive Officer's Statement on pages 2 to 5.

The interim financial statements have been prepared assuming the group will continue as a going concern after taking into account all available information for the foreseeable future, and in particular 12 months from the date of approval of the Interim Financial Statements. This includes management prepared cashflow projections, flexibility in respect of discretionary expenditures, and consideration of the funding options available to management. As at the date of approval of these interim financial statements the Directors are satisfied that the group has adequate resources to continue in operational existence and thus they continue to adopt the going concern basis of accounting in preparing the interim results.

